AERMEC

air conditioning

Schemi elttrici IT

Wiring diagrams EN

Raccordements FR

Elektrische Anschlüsse DE

Esquemas eléctricos ES

WRL 025 ÷ 160 E

INDICE

WRL 025E.....pag.3

WRL 030E.....pag.3

WRL 040E.....pag.17

WRL 050E.....pag.17

WRL 070E.....pag.31

WRL 080E.....pag.31

WRL 140E.....pag.45

WRL 160E.....pag.45

POMPA TRIFASE			WRL-E 025
Quadro elettrico		REV	WRL-E 030
cod.	2E01152	0	
cod.	2E01152A	0	A
cod.			
cod.			
rif.	2E00715A_0	2E00718_0	
lotto	nr.: XXXX		
VERS.			
NO SOFTSTARTER NO MOTOPOMPE			

☐ QUADRO DI SERIE	☐ Standard Board	☐ Tableau standard	☐ serienm??ig schalttafel
A VERSIONE CON ACCUMULO	A Version with Storage	A Version avec Stockage	A Version mit Lagerung

WRL-E					
COSTRUTTORE	Manufacturer	NORMA CEI EN 60335-1			
COD. ARTICOLO	Article Code	2E01152O_01 03/03/11			
ALIMENTAZIONE	Power supply	3/N/PE - 50 Hz 400V			
TENSIONE NOMINALE	Nominal Voltage	V	400	Hz	50
POMPA DI CALORE WRL040	Heat Pump WRL040	A Max	7,5		
POMPA DI CALORE WRL050	Heat Pump WRL050	A Max	8		
GRADO DI PROTEZIONE	Level of protection	IP	2x		
NOTE: NR. LOTTO=	Notes	XXXX			

WRL-E					
Constructeur	Maschinenhersteller	NORMA CEI EN 60335-1			
Code Article	Artikelcode	2E01152O_01 03/03/11			
Alimentation	Stromversorgung	3/N/PE - 50 Hz 400V			
Tension Nominale	Nennspannung	V	400	Hz	50
Pompe a Chaleur WRL040	W rmepumpe WRL040	A Max	7,5		
Pompe a Chaleur WRL050	W rmepumpe WRL050	A Max	8		
Degrè de protection	Schutzgrad	IP	2x		
Note	Anmerkungen:	XXXX			

REV.10					
REV.9					
REV.8					
REV.7					
REV.6					
REV.5					
REV.4					
REV.3					
REV.2					
REV.1	05/07/11	AGGIUNTA VS	PELOSATO	TREVISAN	PADOVANI
REV.0	26/05/11	EMESSO PER APPROVAZIONE	PELOSATO	TREVISAN	
REV. REV. REV. REV.	DATA DATE DATE DATUM	OGGETTO MODIFICA OBJECT OBJET DAS ARGUMENT	PROGETTATO DESIGNED CONÇU DESIGNED	CONTROLLATO CHECKED APPROUVÉS ANGENOMMENE	APPROVATO APPROVED CONTROLEE KONTROLLIERTE

WRL

NR. DIS. / DRAW NR. / PROJECT / BILD: 11-539

CLIENTE / CUSTOMER / CLIENT / KUNDE

DATA / DATE / DATE / DATUM: 26/05/11

AGGIORNATO / UPDATING / CHANGE / FORTSCHREIBEN

QUADRO / BOARD: 2E01152 ☐ TABLEAU / SCHALTTAFEL

QUADRO EL. POMPA TRIFASE WRL-E
ELECTRICAL BOARD 3-PHASE PUMP WRL-E
TABLEAU Pompe a Chaleur TRIPHASE WRL-E
WärMEPUMPE SCHALTTAFEL 3-PHASEN WRL-E

COMMESSA / PROJECT NR.: 1100 — TRAVAIL / PROJECT

PROGETTISTA / TECHNICIAN — MAQUETTISTE / DER ENTWERFER

DICHIARAZIONE / DECLARATION — D CLARATION / DER ANSAGEZETTEL: XXXX

	ITALIANO	ENGLISH	FRANCAIS	DEUTSCH
0/1	INTERRUTTORE ACCESO/SPENTO	Switch On Off	Interrupteur On Off	Schalter ein/aus
AE	ALLARME ESTERNO	remote alarm	alarme exterieur	fernstoermeldung
AL	ALLARME	alarm	alarme	alarm
ALDEO	ALLARME DEUMIDIFICATORE	alarm dehumidifier	alarme déshumidificateur	alarm entfeuchter
ALSAN	ALLARME SANITARIO	health alert	alarme la santè	gesundheit alarm
ALIMP	ALLARME CALDAIA/RESISTENZA	boyler/heater alarm	alarme chaudiere/resistance	alrm kessel/elektr. Wiederst nde
BL	BLU	blue	blue	blau
CCP	CONTATTORE COMPRESSORE	compressor contactor	contacteur compresseur	kompressorschuetz
CP	COMPRESSORE	compressor	compresseur	kompressor
CMPO	CONTATTORE MOTOPOMPA	pump contactor	contacteur de pompe	steuersch tz pumpe
RCRE	RELE' CALDAIA/RESISTENZA IMPIANTO	relay boiler / heating system	relay chaudiere/systèm de chauffage	relais kessel/heizung
RCRES	RELE' CALDAIA/RESISTENZA SANITARIO	relay boiler / heating health	relay chaudiere de chauffage de sante'	startsteurung Kessel/Wassertank Wiederst nde
DCP	DISPOSITIVO BASSE TEMPERATURE DEUMIDIFICATORE	low ambient temperature device dehumidifier	dispositif pour basse temperature dehumidificateur	winterregelung entfeuchters
DRE	AVVIATORE	softstarter	demarreur	anlasser
F	FUSIBILE	fuse	fusible	sicherung
FRC	FILTRO ANTIDISTURBO	Interference suppressor	antiparasitage	Funkentstörung
IG	INTERRUTTORE GENERALE	Mian switch	Interrupteur général	Hauptschalter
L	FASE DI ALIMENTAZIONE	phase of power supply	phase de alimentation	phasen vom Stromversorgung
M	MORSETTIERA	clamps	bornes	klemmen
MA	MARRONE	brown	marron	braun
MCN	MORSETTIERA DI COMANDO	control clamps	bornes de commande	startsteuerung klemmen
MPO	MOTOPOMPA EVAPORATORE	evaporator pump	pompe évaporateur	verdampfer pumpe
R	COMANDO CONDENSATORE	condensator start	commande de condensateur	startsteuerung kondensator
MPO3	MOTOPOMPA SANITARIO	water tank pump	pompe pour ballon ECS	pumpe im Wassertank
MRTF	MORSETTIERA REG. TAGLIO DI FASE	governor-cut phase clamps	bornes de governeur coupe phase	klemmen der governeur cut-phase
MSN	MORSETTIERA DI SEGNALE	signal clamps	bornes de signal	signal klemmen
MTA	MAGNETOTERMICO AUSILIARI	auxiliary services magneto-thermal	magneto-thermique services auxiliaires	schalter f r Zubeh re
MTMPO	MAGNETOTERMICO POMPA	pump magneto-thermal	magneto-thermique de pompe	schalter f r pumpe
MTCP	MAGNETOTERMICO COMPRESSORE	compressor magneto-thermal	magnetho-thermique compresseur	motorschutzschalter kompressor
MTR	INTERRUTTORE RISCALDATORE	Heater switch	magneto-thermique Chauffage	Heizvorrichtung schalter
N	NEUTRO DI ALIMENTAZIONE	neutral of power supply	neutre de alimentation	neutral vom Stromversorgung
NE	NERO	black	noir	schwarz
PE	COLLEGAMENTO DI TERRA	grounded	mise à la terre	erdungskontakt
PD	PRESSOSTATO DIFFERENZIALE	differential pressure switch	pressostat différentiel	druckdifferenzschalter
PDH	PRESSOSTATO DIFFERENZIALE	differential pressure switch	pressostat différentiel	druckdifferenzschalter
RPMIX1	RELE' POMPA ZONA 1	relay pump zone 1	relais pompe de zone 1	relay pumpe in zone 1
PR	PANNELLO REMOTO	remote panel	commande a distance	remote panel
R	RELE'	rele'	relais	relais
RAP	RELE' ALTA PRESSIONE	"hight pressure" relay	Relais haute pression	hockdruckrelais
RC	RESISTENZA OLIO COMPRESSORE	compressor oil heater	résistance huile CP	kubelwannenheizung
RCP	RELE' COMPRESSORE	air compressor rele'	relais de compresseur	kompressor relais
RCS	RELE' CONTROLLO SEQUENZA	phase sequence relay	relais sequenciel	relais phasenreihenfolge
RE	RESISTENZA ANTIGELO	antifreeze resistances	résistance antigel	einfrierverh tend Wiederst nde
RER	ANTIGELO RECUPERO	antifreeze recovery	recouvrement antigel	antifreeze recovery
RMPO	RELE' MOTOPOMPA	pump rele'	relais de pompe	pumpe relais
RI	RISCALDATORE	heating device	chauffage	heizvorrichtung
RVSE	RELE' VALVOLA ECONOMIZER	economizer rele'	relais de economizer	economizer relais
RX	RESISTENZA BACINELLA	tray resistance	résistance de bassins	tropfschale Wiederst nde
SET	SECONDO SET	second set	second set	zweite set
SIC	CATENA SICUREZZE	thermal emergencies	thermiques sécurité	sicherheit spannungsreiche
TEP	RELE' RITARDATO	delayed rele'	relais retard	zeit relais
TGP	TERMOSTATO GAS PREMENTE	discharge gas thermostat	thermostat de gaz de décharge	Druckgas Thermostat
TR	TRASFORMATORE	Transformator	trasformateur	Transformator
TP	TRASDUTTORE DI PRESSIONE	pressure transducer	transducteur pression	drucktransmitter
TSME	TERMOSTATO MECCANICO	mechanical thermostat	Thermostat mécanique	thermischer mechanische
TSRE	TERMOSTATO RESISTENZE ANTIGELO	antifreeze resistances thermostat	thermostat de résistance antigel	einfrierverh tend Wiederst nde thermischer
TSRI	TERMOSTATO SICUREZZA RISCALDATORE	heating device safety thermostat	thermostat de sécurité chauffage	sicherheit heizvorrichtung thermischer
TSVSE	TERMOSTATO ECONOMIZER	economizer thermostat	Thermostat economizer	thermischer economizer
TV	TERMICA VENTILATORE	thermistor fan coil	thermistance ventilateur	thermistor gebl se
V3VF	VALVOLA A 3 VIE FREECOOLING	three-way valve freecooling	vanne à trois voies freecooling	dreiwegeventil freecooling
V3VS	VALVOLA A 3 VIE SANITARIO	three-way valve health	vanne à trois voies de santé	dreiwegeventil gesundheit
VIC	VALVOLA INVERSIONE CICLO	reversel cycle valve	vanne inversion de cycle	umkehrventil
VLS	VALVOLA INTERCETTAZIONE LIQUIDO	electrovalve liquid interception	électrovalve interception de liquide	liquid abfangen magnetventil
VMD	VALVOLA MODULANTE A 2 VIE	2-way modulating valve	Vanne modulante à deux voies	Modulierendes Zwei-Wege-Ventil
VMS	VALVOLA MODULANTE SANITARIO	modulating valve health	Modulation de la santé valve	RegelVentil gesundheit
VMIX1	VALVOLA MISCELATRICE ZONA 1	mixing valve zone 1	Vanne de zone de melange 1	mischerVentil zone 1
VS	VALVOLA SOLENOIDE	electrovalve	électrovalve	elektroventil
VSE	VALVOLA SOLENOIDE ECONOMIZER	electrovalve economizer	électrovalve economizer	elektroventil economizer

	ITALIANO	ENGLISH	FRANCAIS	DEUTSCH
AP	PRESSOSTATO DI ALTA	"hight pressure" control	pressostat "haut pression"	hochdruckpressostat
BP	PRESSOSTATO DI BASSA	pressure switch "low pressure"	pressostat "basse pression"	druckschalter "niedrig druck"
FL	FLUSSOSTATO	flowswitch	fluxostat	stroemungswaechter
EXV	VALVOLA ELETTROINCA	electronic electrovalve	commande de électrovalve electronique	startsteuerung ventilelektronic
FLGEO	FLUSSOSTATO GEOTERMICO	geothermal flowswitch	débithètre géothermie	Geothermie str mungsschalter
FLIMP	FLUSSOSTATO IMPIANTO	system flowswitch	débithètre de systèm	Anlage str mungsschalter
MAP	MORSETTIERA PRESSOSTATO DI ALTA	pressure switch "hight pressure" clamps	bornes de pressostat "gran pression"	druckschalter "hock druck" klemmen
MBP	MORSETTIERA PRESSOSTATO DI BASSA	pressure switch "low pressure" clamps	bornes de pressostat "basse pression"	druckschalter "niedrig druck" klemmen
KSAE	SONDA ARIA ESTERNA	ambient air probe	sonde air exterieur	aubenluftfuehler
SAC	SONDA ASPIRAZIONE COMPRESSORE	air compressor suction probe	sonde d' aspiration de compresseur	kompressor saugsonde
SIIM	SONDA INGRESSO IMPIANTO	input system probe	sonde de entrées installation	sensor zwei anlage
SGP	SONDA GAS PREMENTE	discharge pipe sensor	sonde sur refoulement	f hler-druckleitung
SIGEO	SONDA INGRESSO GEOTERMICO	input geothermal probe	sonde entree géothermique	geothermie sensor
SIW	SONDA INGRESSO ACQUA EVAPORATORE	water inlet probe evaporator	sonde entree eau évaporateur	f hler-wassereintritt verdampfer
SRIM	SONDA RITORNO IMPIANTO	output system probe	sonde de sorties installation	Ausgang Wärmetauscher sensor
SSAN	SONDA SANITARIO	probe health	sonde de santé	probe gesundheit
SSR	COMANDO RELE' STATO SOLIDO	solid state relays control	commande relais statique	solid state relais startsteuerung
SUGEO	SONDA USCITA GEOTERMICO	output geothermal probe	sonde sortie géothermique	ausgang erdw rmesonde
SUIM	SONDA USCITA IMPIANTO	output system probe	sonde sortie installation	sensor ausgang anlage
SUW	SONDA USCITA ACQUA EVAPORATORE	water outlet probe evaporator	sonde sortie eau évaporateur	f hler-wasseraustritt verdampfer
SSM	SONDA VALVOLA MISCELATRICE	mixing valve probe	sonde robinet mélange	mischerventil probe
TAP	TRASDUTTORE ALTA PRESSIONE	hight pressure trasducer	trasducteur haute pression	HD-drucktransmitter
TBP	TRASDUTTORE BASSA PRESSIONE	low pressure trasducer	trasducteur basse pression	ND-drucktransmitter

MPO-B	POMPA STANDARD	Standard pump	Pompe standard	Pump standard
MPO-U	POMPA MAGGIORATA	Increased pump	Pompe avec augmentation	Pump Erhöhten Volumenstrom

	COMPONENTI FORNITI COME OPTIONAL	components supplied as an option	composants fournis en option	Komponenten geliefert als Option
	COMPONENTI NON FORNITI	components not supplied	composants non fournis	Komponenten nicht im Lieferumfang enthalten
	COLLEGAMENTI DA ESEGUIRE IN CANTIERE	connections to be made in field	connexions à effectuer sur le site	anschl sse auf ort vorgenommen werden

WRL

CLIENTE / CUSTOMER / CLIENT / KUNDE

QUADRO / BOARD: QUADRO EL. POMPA TRIFASE WRL-E - 2E01152() / ELECTRICAL BOARD 3-PHASE PUMP WRL-E - 2E01152()

TABLEAU / SCHALTTAFEL: TABLEAU Pompe a Chaleur TRIPHASE WRL-E - 2E01152() / W?RMEPUMPE SCHALTTAFEL 3-PHASEN WRL-E - 2E01152()

DATA / DATE / DATUM	AGGIORNATO / UPDATING / CHANG? FORTSCHREIBEN	PROGETTISTA / TECHNICIAN / MAQUETTISTE DER ENTWERFER	NR. DIS. / DRAW NR. / PROJECT BILD	DICHIARAZIONE N° / DECLARATION NR. / D?CLARATION DER ANSAGEZETTEL	COMMESSA / PROJECT NR. / TRAVAIL PROJECT
26/05/11		P.E.	11-539	XXXX	1100

FOGLIO / PAGE	2	PAGE / SEITE	
SEGUE / NEXT PAGE	4	SUITE / WEITER	
TOT. FOGLI / TOTAL PAGES	33	TOTAL FEUILLES / BL?TTER GESAMT	

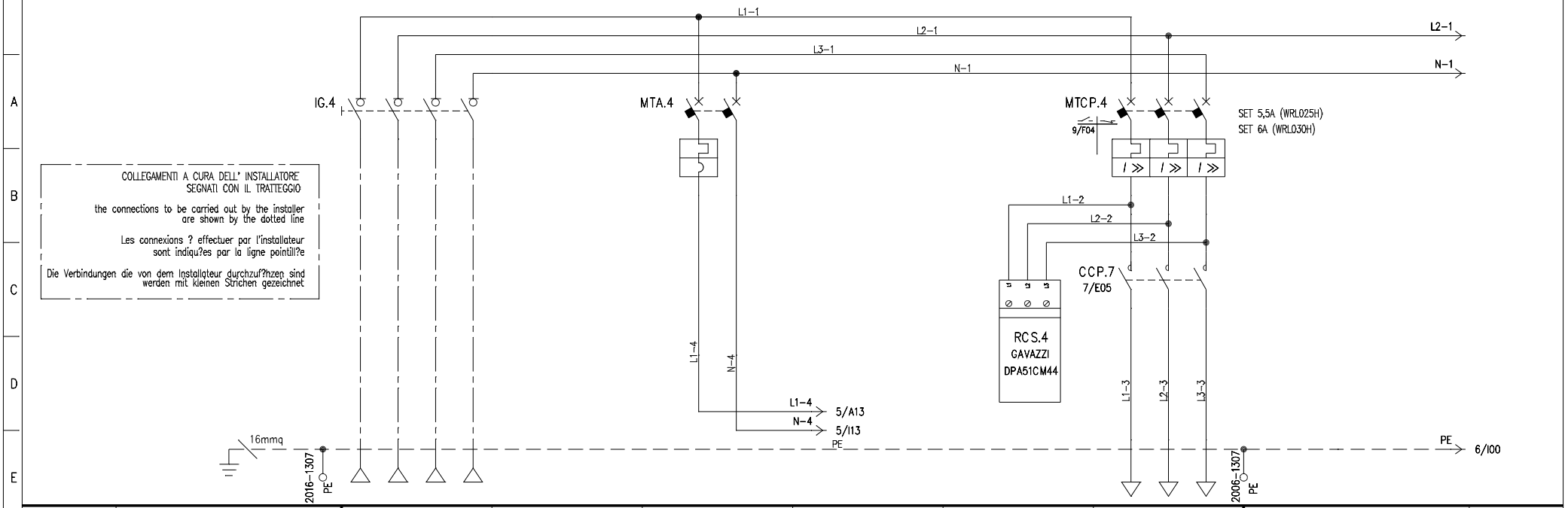

UTENZA utility	DENOMINAZIONE name		GENERALE QUADRO general knife switch disjoncteur général hauptschalter				CIRCUITI AUX 230V auxiliary services services auxiliaires schalter f r Zubeh re				CONTR.SEQUENZA FASI phase sequence rele' relais ordre des phases phasenfolge relais		COMPRESSORE CP.4 air compressor CP.4 compresseur CP.4 kompressor CP.4		nomenclature betrieb art		utilisateur users
	TIPO type	POT.TOT. total power kW													kW macht insgesamt / puissance totale	typ type	
	POTENZA power kW	Ib A												6,4 – 8,7	A aufgenommene stromung / courant Ib	kW aufgenommene leistung / puissance	
	COEF. CONTEMP. factor of contemporary	COS í													COS í	quoten der zeitgen ssischen / facteur de contemporain	
INTERRUTTORE O SEZIONATORE automatic switch disconnect switch	COSTRUTTORE manufacture corporation		ABB SACE				ABB SACE						ABB SACE		maschinenhersteller constructeur		disjoncteur or sectionneur leistungsschalter oder trennschalter
	TIPO type		OT25F4N2				SN201C10						MS116/6,3		typ type		
	N.POLI n. of poles	In A	4	25			1+N	10					3	6,3	A In	anzahl von stangen / nombre des p les	
	Ith A	Idn A					10						4–6,3		A Idn	A Ith	
	Im (o curva)(curve) A	Pdi interruption power kA					C	Icn=6					9,6–14,4 xIn	Icu=50	kA abschaltle'stung / pouvoir de interruption	A (kurve) Im (courbe)	
FUSIBILE fuse	TIPO type														typ type		fusible sicherung
	CALIBRO caliber A														A kaliber taille		
CONTATTORE contactor	TIPO type												ABB A9-30-01/230		typ type		contacteur steuersch tz
	In A	Pn kW											9 AC-3		kW Pn	A In	
RELE' TERMICO relay thermal	TIPO type														typ type		relais thermique relais thermische
	TARATURA calibration A														A eichung calibrage		
LINEA DI POTENZA power line	TIPO CAVO cable type														linie art type de c ble		ligne électrique linie der macht
	FORMAZIONE section														abschnitt kabel c ble section		
	LUNGHEZZA length m														m kable-l nge longeur		
	Iz A														A Iz		
	Cdt a Ib v.d. %	Cdt tot. a Ib total v.d. %													% einem spannungsabfall Cdt tot. a Ib	% spannungsabfall Cdt a Ib	
	Zk mê	Zs mê													mê Zs	mê Zk	
	Ik trifase/monof. 3/1-phase kA	Ik1 fase/terra phase/earth kA													kA Ik1 phase/erde Ik1 phase/terre	kA Ik drei-phase/ single-phase Ik trois-phase/ mono-phase	

WRL

CLIENTE / CUSTOMER — CLIENT / KUNDE

QUADRO / BOARD	QUADRO EL. POMPA TRIFASE WRL-E – 2E01152() / ELECTRICAL BOARD 3-PHASE PUMP WRL-E – 2E01152()	TABLEAU / SCHALTTAFEL	TABLEAU Pompe a Chaleur TRIPHASE WRL-E – 2E01152() / W RMEPUMPE SCHALTTAFEL 3-PHASEN WRL-E – 2E01152()			FOGLIO / PAGE	4 PAGE / SEITE
DATA / DATE / DATUM	26/05/11	AGGIORNATO / UPDATING / CHANG? / FORTSCHREIBEN		PROGETTISTA / TECHNICIAN / MAQUETTISTE / DER ENTWERFER	P.E.	SEGUE / NEXT PAGE	4A SUITE / WEITER
NR. DIS. / DRAW NR. / PROJECT / BILD	11-539	DICHIARAZIONE N° / DECLARATION NR. / D?CLARATION / DER ANSAGEZETTEL	XXXX	COMMESSA / PROJECT NR. / TRAVAIL / PROJECT	1100	TOT. FOGLI / TOTAL PAGES	33 TOTAL FEUILLES / BL?TTER GESAMT

00	01	02	03	04	05	06	07	08	09	10	11	12	13	14	15

A B C D E F G H I J

WRL

CLIENTE / CUSTOMER — CLIENT / KUNDE

QUADRO / BOARD: QUADRO EL. POMPA TRIFASE WRL-E - 2E01152() / ELECTRICAL BOARD 3-PHASE PUMP WRL-E - 2E01152()

TABLEAU / SCHALTTAFEL: TABLEAU Pompe a Chaleur TRIPHASE WRL-E - 2E01152() / W RMEPUMPE SCHALTTAFEL 3-PHASEN WRL-E - 2E01152()

DATA / DATE / DATUM	AGGIORNATO / UPDATING / CHANG? FORTSCHREIBEN	PROGETTISTA / TECHNICIAN / MAQUETTISTE DER ENTWERFER	NR. DIS. / DRAW NR. / PROJECT BILD	DICHIARAZIONE N° / DECLARATION NR. / D?CLARATION DER ANSAGEZETTEL	COMMESSA / PROJECT NR. / TRAVAIL PROJECT
26/05/11		P.E.	11-539	XXXX	1100

FOGLIO / PAGE	4A	PAGE / SEITE
SEGUE / NEXT PAGE	4B	SUITE / WEITER
TOT. FOGLI / TOTAL PAGES	33	TOTAL FEUILLES / BL?TTER GESAMT

IN ALTERNATIVA
alternative
alternative
alternative

Gavazzi DPA51CM44
L1 = L1
L2 = L2
L3 = L3
rele'
11 = com
14 = N.O.
12 = N.C.

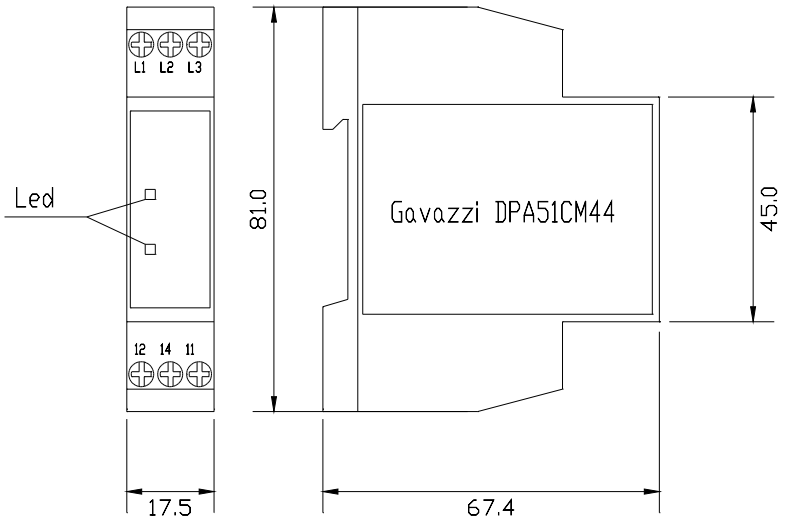

RCS.4

SEQUENZIMETRO
phase sequence rele'
relais ordre des phases
phasenfolge relais

IN ALTERNATIVA
alternative
alternative
alternative

Finder 72.31.8.400.0000
A1 = L1
A2 = L2
A3 = L3
rele'
11 = com
14 = N.O.
12 = N.C.

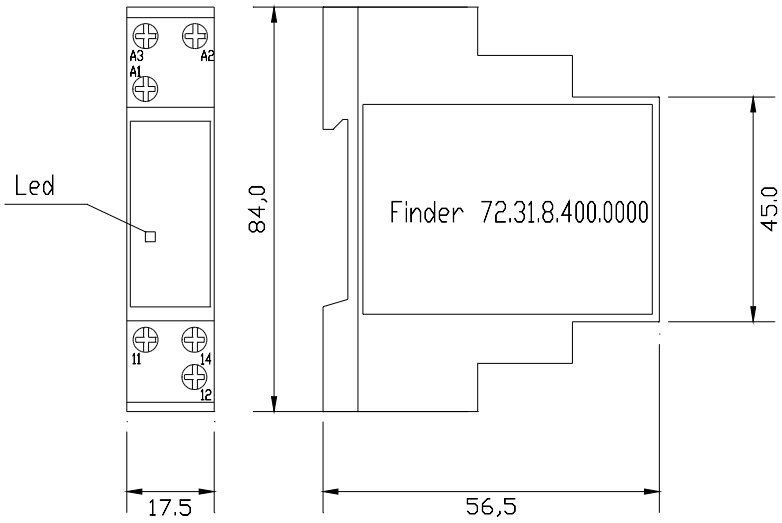

RCS.4

SEQUENZIMETRO
phase sequence rele'
relais ordre des phases
phasenfolge relais

WRL	CLIENTE / CUSTOMER / CLIENT / KUNDE	QUADRO / BOARD: QUADRO EL. POMPA TRIFASE WRL-E – 2E01152() / ELECTRICAL BOARD 3-PHASE PUMP WRL-E – 2E01152()	TABLEAU / SCHALTTAFEL: TABLEAU Pompe a Chaleur TRIPHASE WRL-E – 2E01152() / W RMEPUMPE SCHALTTAFEL 3-PHASEN WRL-E – 2E01152()				FOGLIO / PAGE / PAGE / SEITE: 4B
		DATA / DATE / DATE / DATUM: 26/05/11	AGGIORNATO / CHANG? / UPDATING / FORTSCHREIBEN	PROGETTISTA / MAQUETTISTE / TECHNICIAN / DER ENTWERFER: P.E.	NR. DIS. / PROJECT / DRAW NR. / BILD: 11-539	DICHIARAZIONE N° / D?CLARATION / DECLARATION NR. / DER ANSAGEZETTEL: XXXX	COMMESSA / TRAVAIL / PROJECT NR. / PROJECT: 1100
							SEGUE / NEXT PAGE / SUITE / WEITER: 5
							TOT. FOGLI / TOTAL PAGES / TOTAL FEUILLES / BL?TTER GESAMT: 33

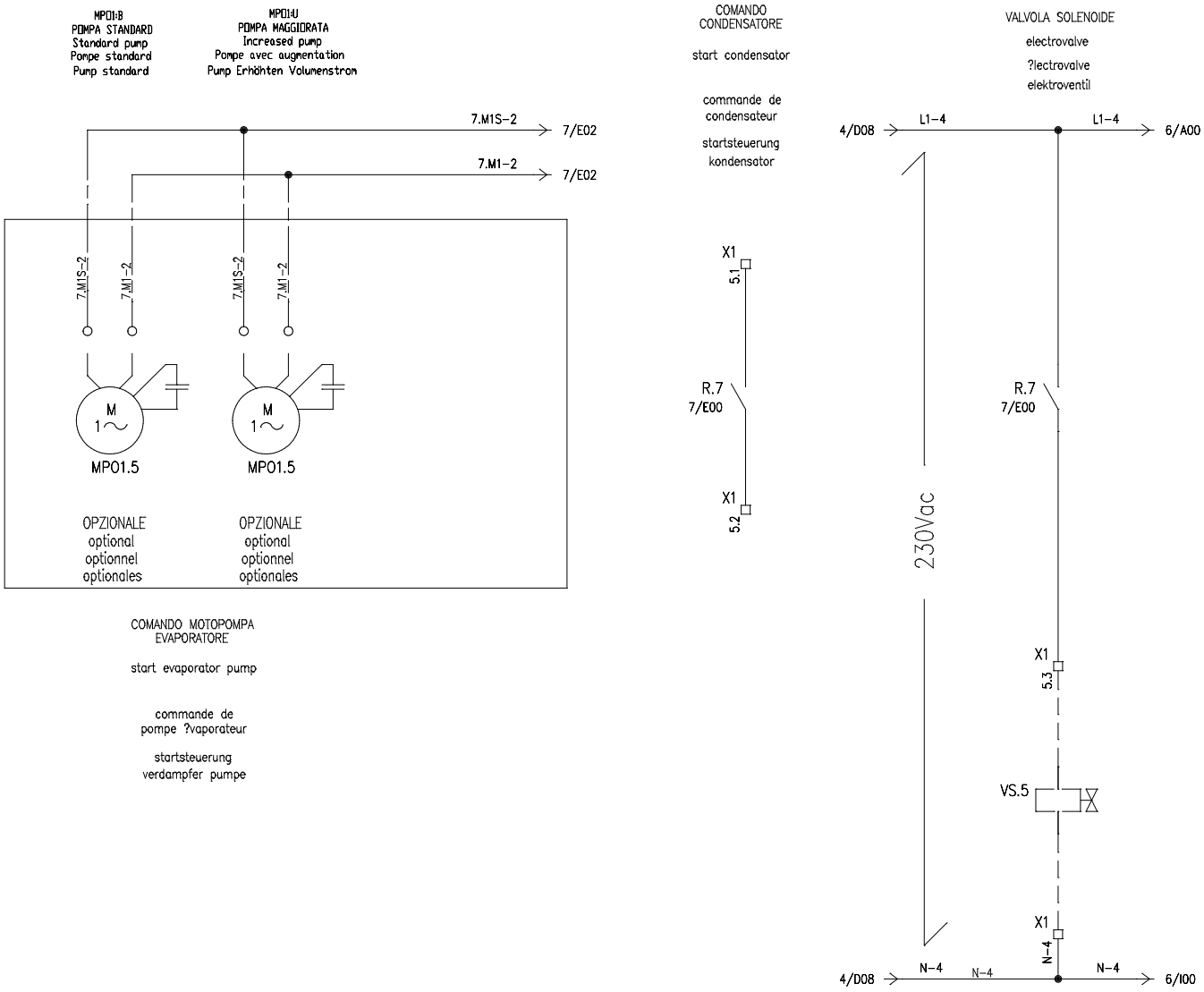

WRL

CLIENTE / CUSTOMER / CLIENT / KUNDE

QUADRO / BOARD: QUADRO EL. POMPA TRIFASE WRL-E – 2E01152() / ELECTRICAL BOARD 3-PHASE PUMP WRL-E – 2E01152()

TABLEAU / SCHALTTAFEL: TABLEAU Pompe a Chaleur TRIPHASE WRL-E – 2E01152() / W RMEPUMPE SCHALTTAFEL 3-PHASEN WRL-E – 2E01152()

DATA / DATE / DATUM	AGGIORNATO / UPDATING / CHANG? FORTSCHREIBEN	PROGETTISTA / TECHNICIAN / MAQUETTISTE DER ENTWERFER	NR. DIS. / DRAW NR. / PROJECT BILD	DICHIARAZIONE N° / DECLARATION NR. / D?CLARATION DER ANSAGEZETTEL	COMMESSA / PROJECT NR. / TRAVAIL PROJECT
26/05/11		P.E.	11-539	XXXX	1100

FOGLIO / PAGE	5	PAGE / SEITE	
SEGUE / NEXT PAGE	6	SUITE / WEITER	
TOT. FOGLI / TOTAL PAGES	33	TOTAL FEUILLES / BL?TTER GESAMT	

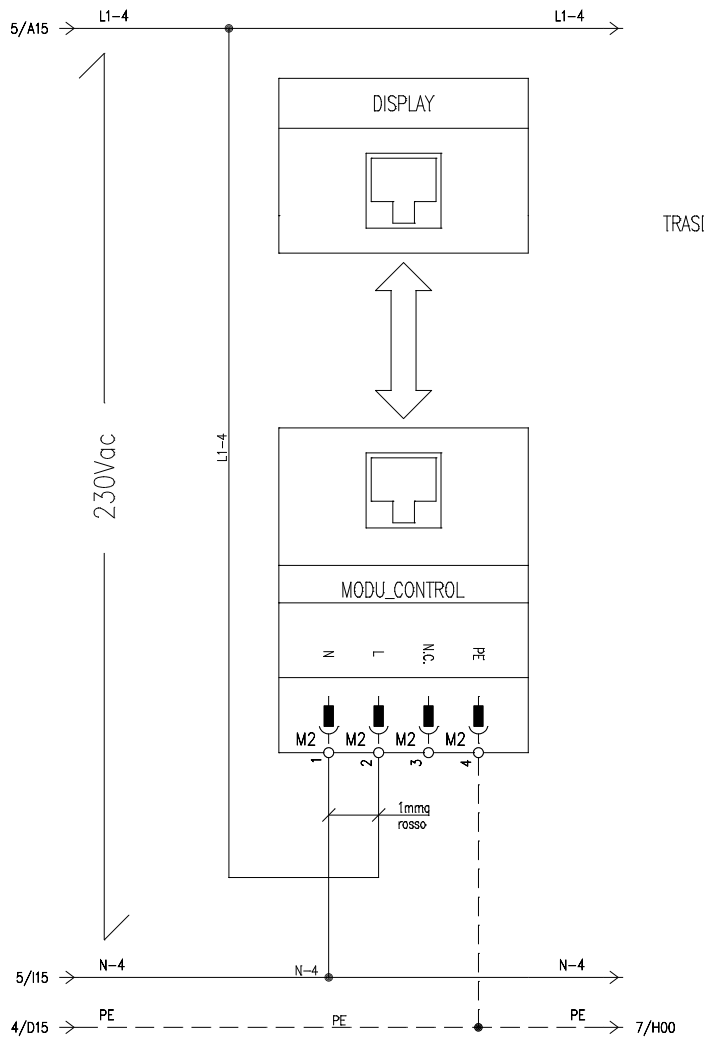

CONFIGURAZIONE DIP WRL
TRASDUTTORE DI PRESSIONE ASSENTE

DIP	
1	OFF
2	OFF
3	OFF
4	OFF
5	ON
6	OFF
7	OFF
8	OFF
9	OFF
10	OFF
11	OFF
12	non usato

CONFIGURAZIONE DIP WRL
TRASDUTTORE DI PRESSIONE PRESENTE

7	ON

WRL

CLIENTE / CUSTOMER / CLIENT / KUNDE

QUADRO / BOARD: QUADRO EL. POMPA TRIFASE WRL-E – 2E01152() / ELECTRICAL BOARD 3-PHASE PUMP WRL-E – 2E01152()

TABLEAU / SCHALTTAFEL: TABLEAU Pompe a Chaleur TRIPHASE WRL-E – 2E01152() / W RMEPUMPE SCHALTTAFEL 3-PHASEN WRL-E – 2E01152()

DATA / DATE / DATUM	AGGIORNATO / UPDATING / CHANG? FORTSCHREIBEN	PROGETTISTA / TECHNICIAN / MAQUETTISTE DER ENTWERFER	NR. DIS. / DRAW NR. / PROJECT BILD	DICHIARAZIONE N° / DECLARATION NR. / D?CLARATION DER ANSAGEZETTEL	COMMESSA / PROJECT NR. / TRAVAIL PROJECT
26/05/11		P.E.	11-539	XXXX	1100

FOGLIO / PAGE	6	PAGE / SEITE
SEGUE / NEXT PAGE	7	SUITE / WEITER
TOT. FOGLI / TOTAL PAGES	33	TOTAL FEUILLES / BL?TTER GESAMT

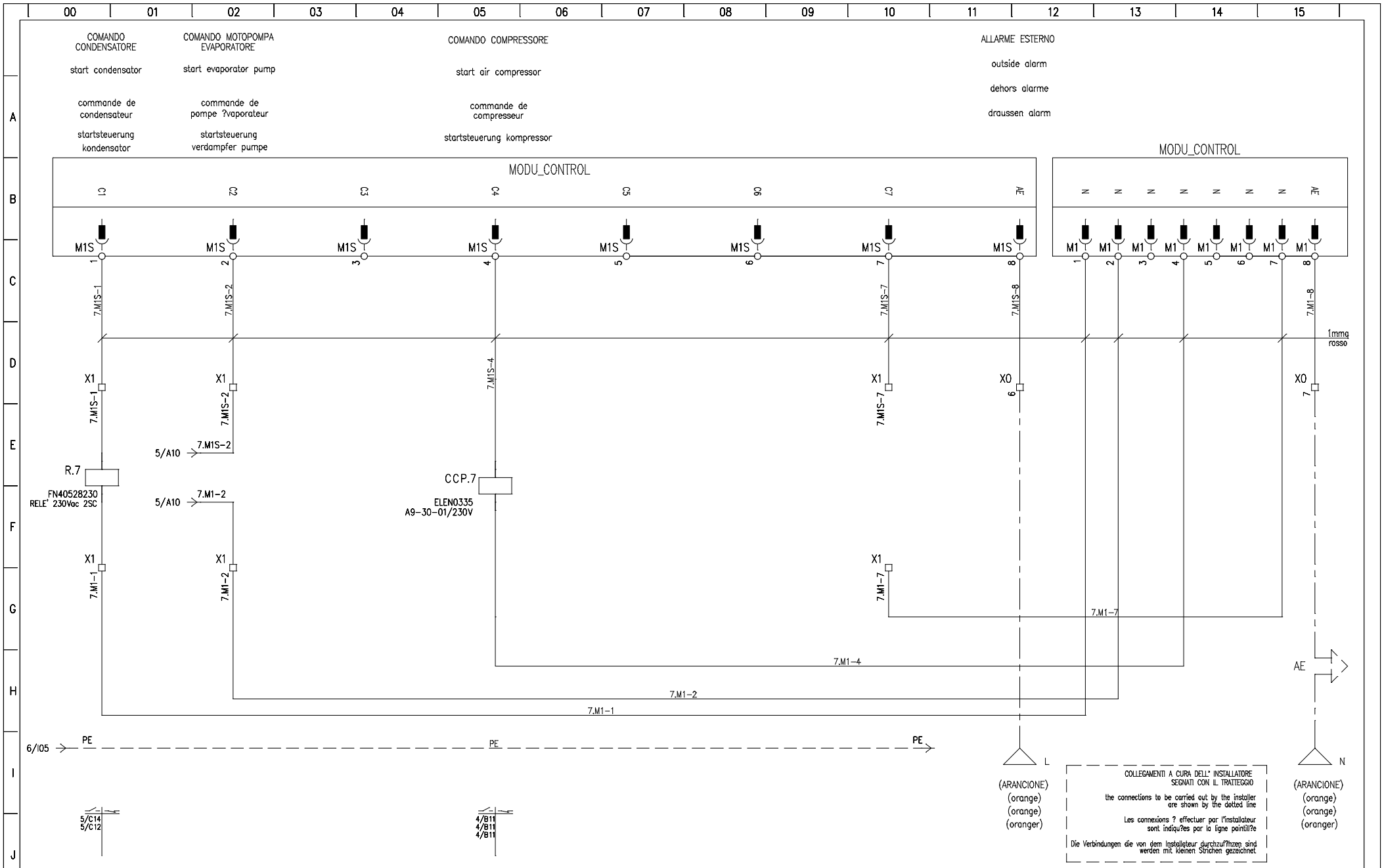

WRL	CLIENTE / CUSTOMER / CLIENT / KUNDE	QUADRO / BOARD: QUADRO EL. POMPA TRIFASE WRL-E – 2E01152() / ELECTRICAL BOARD 3-PHASE PUMP WRL-E – 2E01152()	TABLEAU / SCHALTTAFEL: TABLEAU Pompe a Chaleur TRIPHASE WRL-E – 2E01152() / W RMEPUMPE SCHALTTAFEL 3-PHASEN WRL-E – 2E01152()					FOGLIO / PAGE / SEITE: 7	
		DATA / DATE / DATUM: 26/05/11	AGGIORNATO / UPDATING / CHANG? / FORTSCHREIBEN	PROGETTISTA / TECHNICIAN / MAQUETTISTE / DER ENTWERFER: P.E.	NR. DIS. / DRAW NR. / PROJECT / BILD: 11-539	DICHIARAZIONE N° / DECLARATION NR. / D?CLARATION / DER ANSAGEZETTEL: XXXX	COMMESSA / PROJECT NR. / TRAVAIL / PROJECT: 1100	SEGUE / NEXT PAGE / SUITE / WEITER: 8	
								TOT. FOGLI / TOTAL PAGES / TOTAL FEUILLES / BLTTER GESAMT: 33	

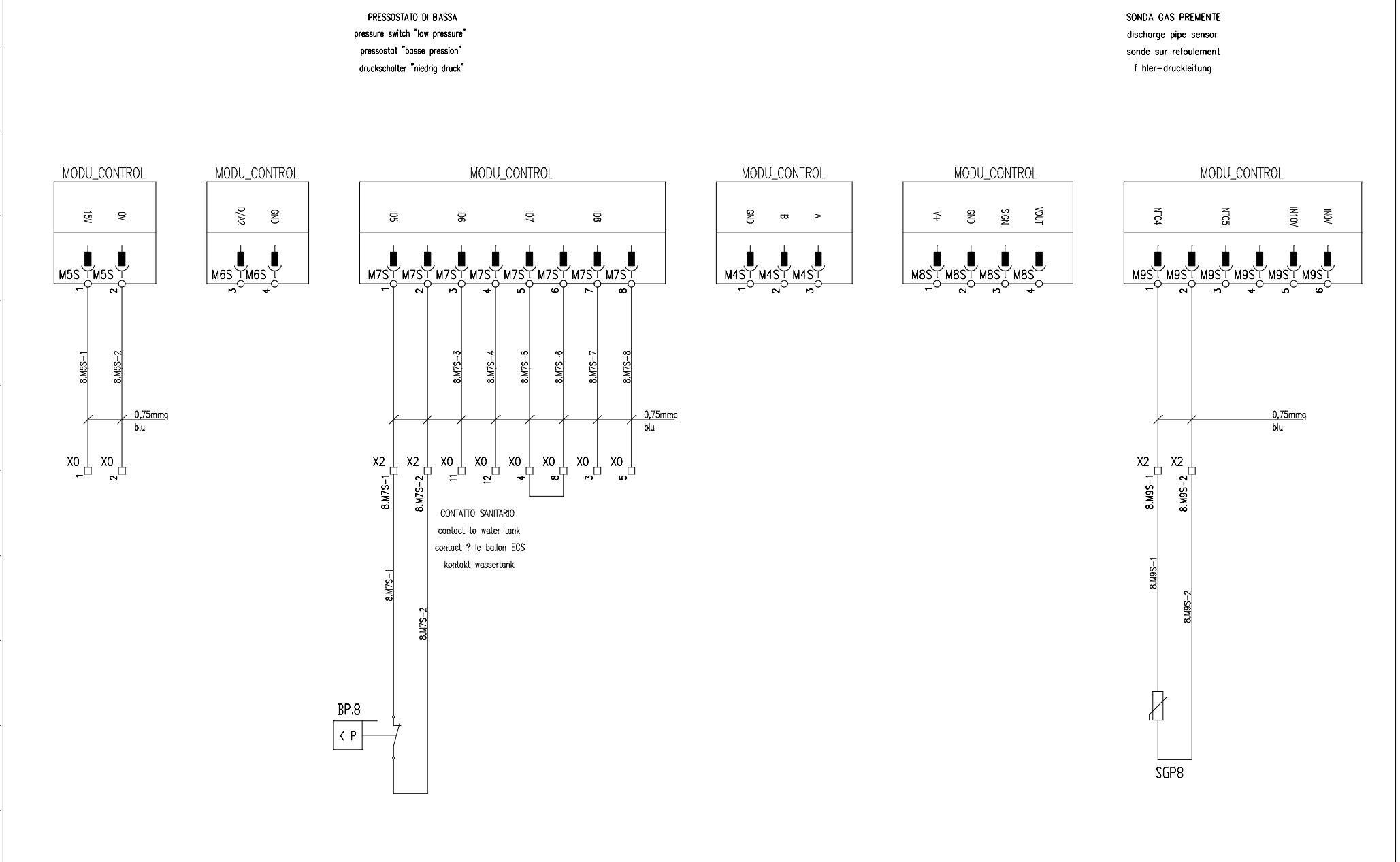

WRL	CLIENTE / CUSTOMER / CLIENT / KUNDE	QUADRO / BOARD: QUADRO EL. POMPA TRIFASE WRL-E – 2E01152() / ELECTRICAL BOARD 3-PHASE PUMP WRL-E – 2E01152()	TABLEAU / SCHALTTAFEL: TABLEAU Pompe a Chaleur TRIPHASE WRL-E – 2E01152() / W RMEPUMPE SCHALTTAFEL 3-PHASEN WRL-E – 2E01152()				FOGLIO / PAGE / PAGE / SEITE: 8
		DATA / DATE / DATE / DATUM: 26/05/11	AGGIORNATO / UPDATING / CHANG? / FORTSCHREIBEN	PROGETTISTA / TECHNICIAN / MAQUETTISTE / DER ENTWERFER: P.E.	NR. DIS. / DRAW NR. / PROJECT / BILD: 11-539	DICHIARAZIONE N° / DECLARATION NR. / D?CLARATION / DER ANSAGEZETTEL: XXXX	COMMESSA / PROJECT NR. / TRAVAIL / PROJECT: 1100
							SEGUE / NEXT PAGE / SUITE / WEITER: 9
							TOT. FOGLI / TOTAL PAGES / TOTAL FEUILLES / BL?TTER GESAMT: 33

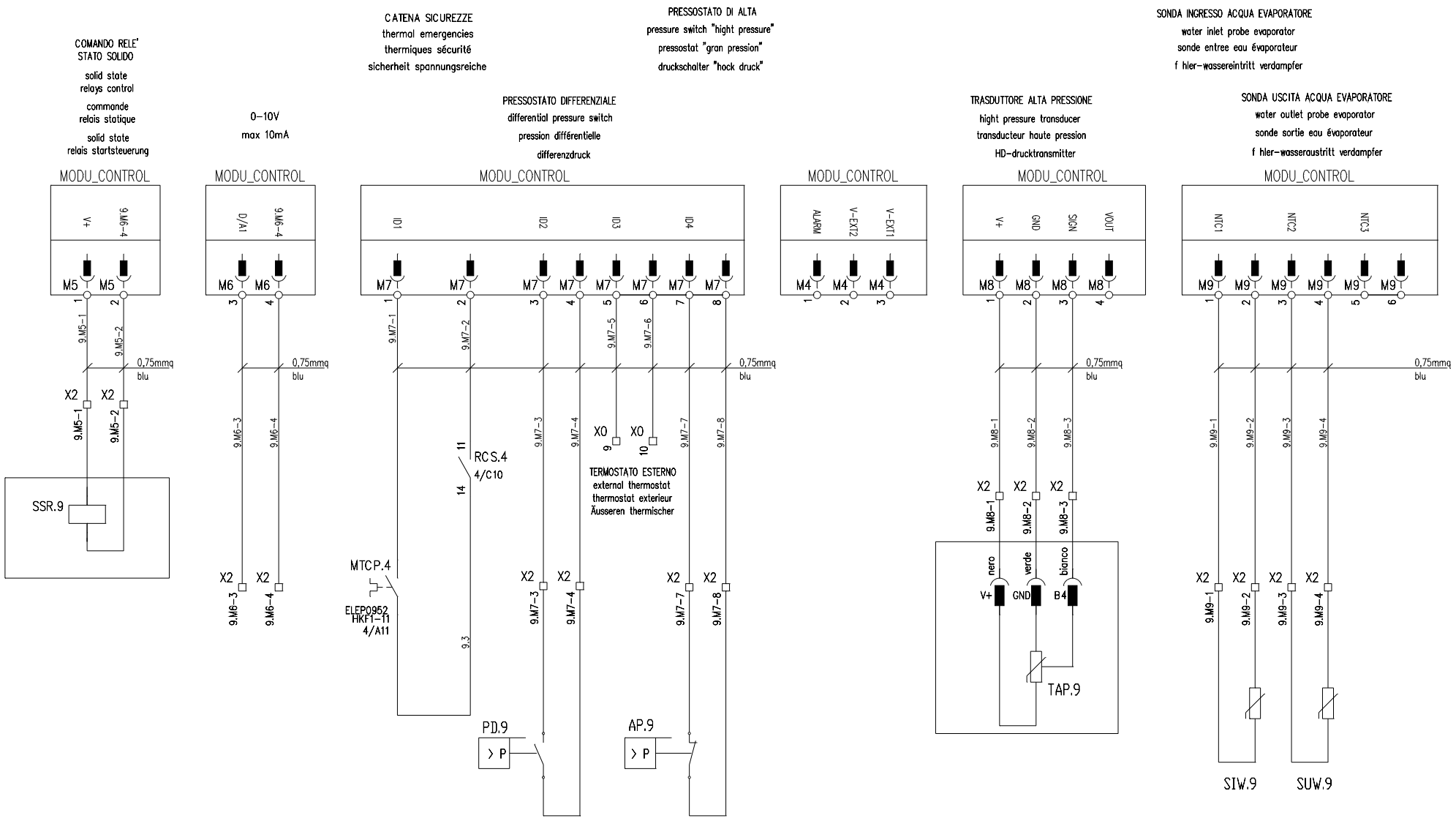

WRL	CLIENTE / CUSTOMER	CLIENT / KUNDE	QUADRO / BOARD: QUADRO EL. POMPA TRIFASE WRL-E – 2E01152() / ELECTRICAL BOARD 3-PHASE PUMP WRL-E – 2E01152()	TABLEAU / SCHALTTAFEL: TABLEAU Pompe a Chaleur TRIPHASE WRL-E – 2E01152() / W RMEPUMPE SCHALTTAFEL 3-PHASEN WRL-E – 2E01152()				FOGLIO / PAGE: 9	PAGE / SEITE
			DATA / DATE / DATUM: 26/05/11	AGGIORNATO / UPDATING: CHANG? / FORTSCHREIBEN	PROGETTISTA / TECHNICIAN: MAQUETTISTE / DER ENTWERFER	NR. DIS. / DRAW NR.: 11-539	DICHIARAZIONE N° / DECLARATION NR.: D?CLARATION / DER ANSAGEZETTEL: XXXX	COMMESSA / PROJECT NR.: 1100	TRAVAIL / PROJECT
								SEGUE / NEXT PAGE: 10	SUITE / WEITER
								TOT. FOGLI / TOTAL PAGES: 33	TOTAL FEUILLES / BL?TTER GESAMT

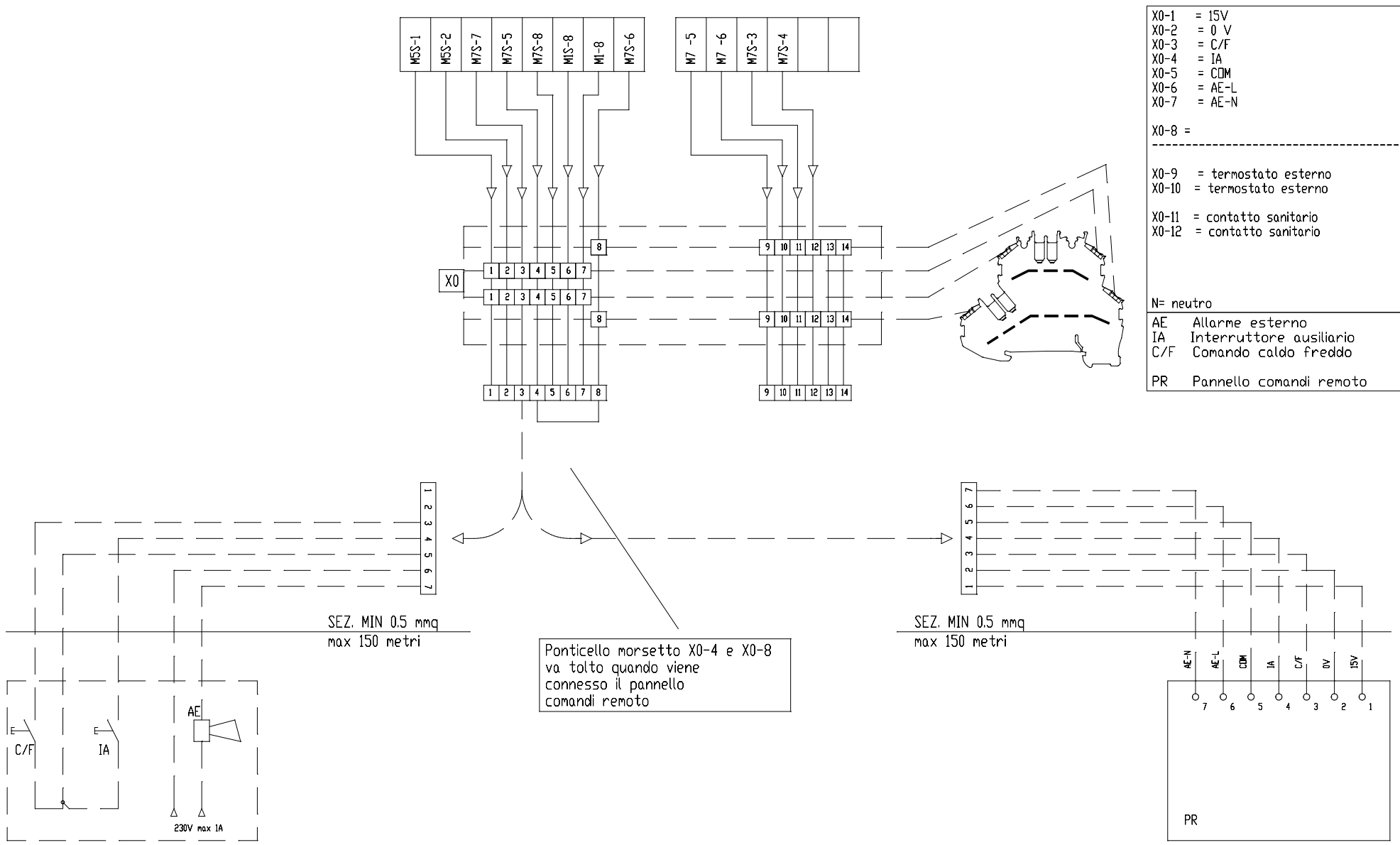

WRL	CLIENTE / CUSTOMER	CLIENT / KUNDE	QUADRO / BOARD	QUADRO EL. POMPA TRIFASE WRL-E – 2E01152() / ELECTRICAL BOARD 3-PHASE PUMP WRL-E – 2E01152()	TABLEAU / SCHALTTAFEL	TABLEAU Pompe a Chaleur TRIPHASE WRL-E – 2E01152() / W RMEPUMPE SCHALTTAFEL 3-PHASEN WRL-E – 2E01152()	FOGLIO / PAGE	10	PAGE / SEITE		
			DATA / DATE / DATUM	AGGIORNATO / UPDATING / CHANG? FORTSCHREIBEN	PROGETTISTA / TECHNICIAN / MAQUETTISTE / DER ENTWERFER	NR. DIS. / DRAW NR. / PROJECT BILD	DICHIARAZIONE N° / DECLARATION NR. / D?CLARATION DER ANSAGEZETTEL	COMMESSA / PROJECT NR. / TRAVAIL PROJECT	SEGUE / NEXT PAGE	12	SUITE / WEITER
			26/05/11			11-539	XXXX	1100	TOT. FOGLI / TOTAL PAGES	33	TOTAL FEUILLES / BLATTER GESAMT

MORSETTO DOPPIO G/V 2,5mmq MOLLA PE WAGO 2002-2207
MORSETTI DOPPI 2,5mmq MOLLA WAGO 2002-2201

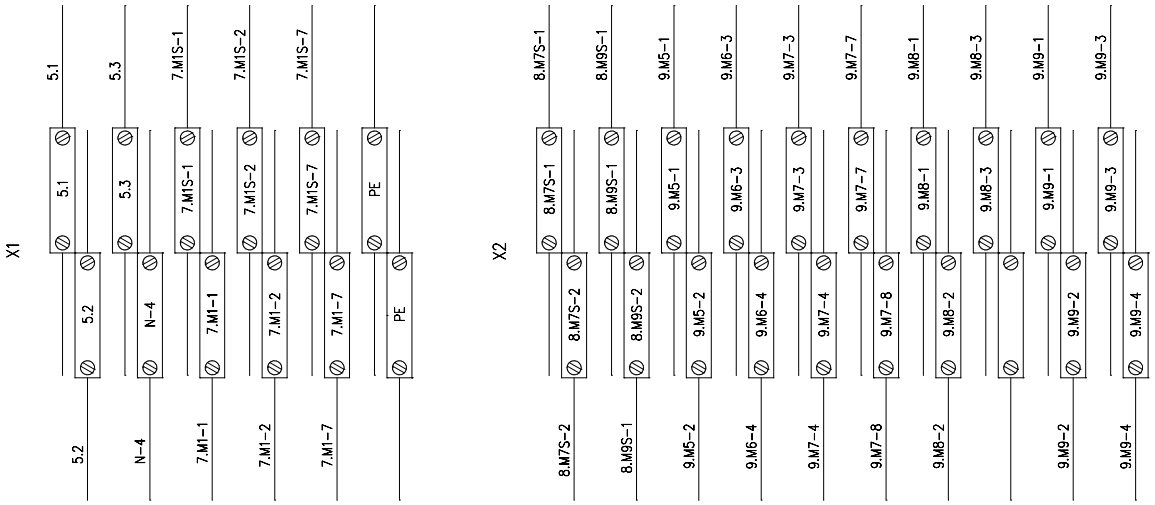

WRL

CLIENTE / CUSTOMER	CLIENT / KUNDE	QUADRO / BOARD: QUADRO EL. POMPA TRIFASE WRL-E - 2E01152() / ELECTRICAL BOARD 3-PHASE PUMP WRL-E - 2E01152()	TABLEAU / SCHALTTAFEL: TABLEAU Pompe a Chaleur TRIPHASE WRL-E - 2E01152() / W RMEPUMPE SCHALTTAFEL 3-PHASEN WRL-E - 2E01152()				FOGLIO / PAGE: 12 (PAGE / SEITE)
DATA / DATE: 26/05/11	DATE / DATUM	AGGIORNATO / UPDATING	CHANG? / FORTSCHREIBEN	PROGETTISTA / TECHNICIAN: P.E.	MAQUETTISTE / DER ENTWERFER	NR. DIS. / DRAW NR.: 11-539	PROJECT / BILD
DICHIARAZIONE N° / DECLARATION NR.: XXXX	D?CLARATION / DER ANSAGEZETTEL	COMMESSA / PROJECT NR.: 1100	TRAVAIL / PROJECT	SEGUE / NEXT PAGE: 13	SUITE / WEITER	TOT. FOGLI / TOTAL PAGES: 33	TOTAL FEUILLES / BL?TTER GESAMT

MORSETTO DOPPIO G/V 2,5mmq MOLLA PE WAGO 2002-2207
MORSETTI DOPPI 2,5mmq MOLLA WAGO 2002-2201

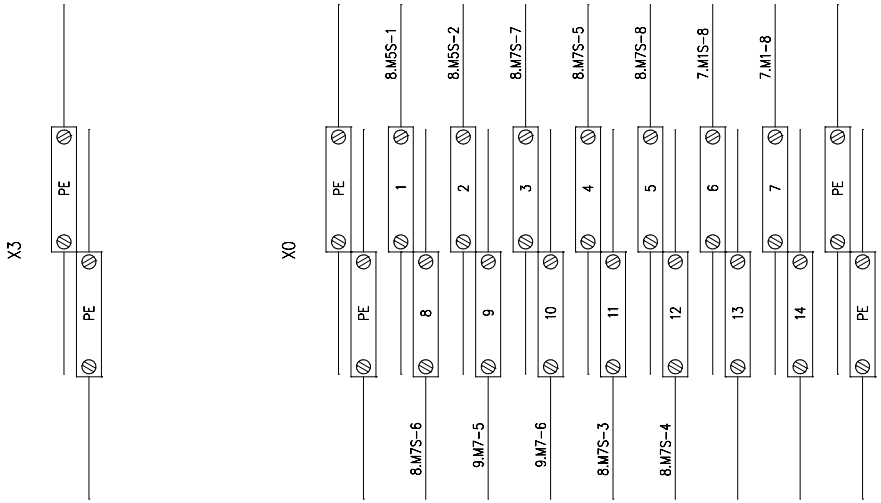

WRL	CLIENTE / CUSTOMER	CLIENT / KUNDE	QUADRO / BOARD	QUADRO EL. POMPA TRIFASE WRL-E - 2E01152() / ELECTRICAL BOARD 3-PHASE PUMP WRL-E - 2E01152()	TABLEAU / SCHALTTAFEL	TABLEAU Pompe a Chaleur TRIPHASE WRL-E - 2E01152() / W RMEPUMPE SCHALTTAFEL 3-PHASEN WRL-E - 2E01152()	FOGLIO / PAGE	13	PAGE / SEITE
			DATA / DATE / DATUM	AGGIORNATO / UPDATING / CHANG? FORTSCHREIBEN	PROGETTISTA / TECHNICIAN / MAQUETTISTE / DER ENTWERFER	NR. DIS. / DRAW NR. / PROJECT BILD	SEGUE / NEXT PAGE	14	SUITE / WEITER
			26/05/11		P.E.	11-539	DICHIARAZIONE N° / DECLARATION NR. / D?CLARATION DER ANSAGEZETTEL: XXXX	COMMESSA / PROJECT NR. / TRAVAIL PROJECT: 1100	TOT. FOGLI / TOTAL PAGES: 33 / TOTAL FEUILLES / BL?TTER GESAMT

VISTA INTERNA
fore sight internal
vue ext?rieur
innenansicht

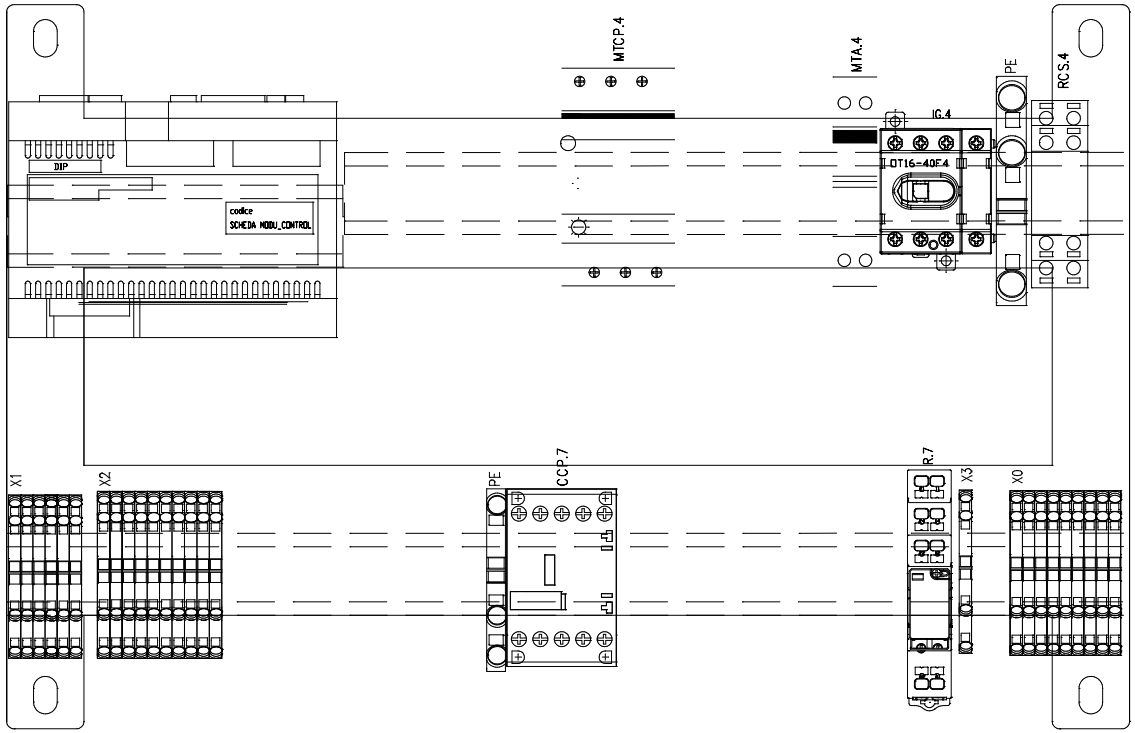

DATI TECNICI CARPENTERIA	TECHNICAL DATA BOX
Marca: – Colore: – Grado di protezione: IP2X Segregazione: 1 In: / Icw: / Ue: /	Mark: – Color: – Level of protection: IP2X Segregation: 1 In: / Icw: / Ue: /
DIMENSIONI Altezza: 350 Larghezza: 500 Profondita': 160	DIMENSION height: 350 Width: 500 Deep: 160
NOTE	NOTES
DONN?ES TECHNIQUES TABLEAU Marque: – Couleur: – Degr? de protection: IP2X S?gr?gation: 1 In: / Icw: / Ue: /	TECHNISCHEN DATEN DES RAHMENS Marke: – Farbe: – Schutzgrad: IP2X Absonderungen: 1 In: / Icw: / Ue: /
DIMENSION Hauteur: 350 Largeur: 500 Profondeur: 160	ABMESSUNGEN H?he: 350 l?nge: 500 Tiefe: 160
NOTE	BEMERKUNGEN

☐ QUADRO DI SERIE ☐ Tableau standard
☐ Standard Board ☐ serienm??ig schalttafel

WRL

CLIENTE / CUSTOMER / CLIENT / KUNDE

QUADRO / BOARD: QUADRO EL. POMPA TRIFASE WRL-E – 2E01152()
ELECTRICAL BOARD 3-PHASE PUMP WRL-E – 2E01152()

TABLEAU / SCHALTTAFEL: TABLEAU Pompe a Chaleur TRIPHASE WRL-E – 2E01152()
W RMEPUMPE SCHALTTAFEL 3-PHASEN WRL-E – 2E01152()

DATA / DATE / DATUM	AGGIORNATO / UPDATING / CHANG? / FORTSCHREIBEN	PROGETTISTA / TECHNICIAN / MAQUETTISTE / DER ENTWERFER	NR. DIS. / DRAW NR. / PROJECT / BILD	DICHIARAZIONE N° / DECLARATION NR. / D?CLARATION / DER ANSAGEZETTEL	COMMESSA / PROJECT NR. / TRAVAIL / PROJECT
26/05/11		P.E.	11-539	XXXX	1100

FOGLIO / PAGE	14	PAGE / SEITE	
SEGUE / NEXT PAGE	14A	SUITE / WEITER	
TOT. FOGLI / TOTAL PAGES	33	TOTAL FEUILLES / BLATTER GESAMT	

POMPA TRIFASE			WRL-E 040
Quadro elettrico		REV	WRL-E 050
cod.	2E01154	0	
cod.	2E01154A	0	A
cod.			
cod.			
rif.	2E00715A_0	2E00718_0	
lotto	nr.: XXXX		
VERS.			
NO SOFTSTARTER NO MOTOPOMPE			

☐ QUADRO DI SERIE	☐ Standard Board	☐ Tableau standard	☐ serienm??ig schalttafel
A VERSIONE CON ACCUMULO	A Version with Storage	A Version avec Stockage	A Version mit Lagerung

WRL-E					
COSTRUTTORE	Manufacturer	NORMA CEI EN 60335-1			
COD. ARTICOLO	Article Code	2E01154O_01	03/03/11		
ALIMENTAZIONE	Power supply	3/N/PE - 50 Hz 400V			
TENSIONE NOMINALE	Nominal Voltage	V	400	Hz	50
POMPA DI CALORE WRL040	Heat Pump WRL040	A Max	8,4		
POMPA DI CALORE WRL050	Heat Pump WRL050	A Max	11,5		
GRADO DI PROTEZIONE	Level of protection	IP	2x		
NOTE: NR. LOTTO=	Notes	XXXX			

WRL-E					
Constructeur	Maschinenhersteller	NORMA CEI EN 60335-1			
Code Article	Artikelcode	2E01154O_01	03/03/11		
Alimentation	Stromversorgung	3/N/PE - 50 Hz 400V			
Tension Nominale	Nennspannung	V	400	Hz	50
Pompe a Chaleur WRL040	W rmepumpe WRL040	A Max	8,4		
Pompe a Chaleur WRL050	W rmepumpe WRL050	A Max	11,5		
Degrè de protection	Schutzgrad	IP	2x		
Note	Anmerkungen:	XXXX			

REV.10					
REV.9					
REV.8					
REV.7					
REV.6					
REV.5					
REV.4					
REV.3					
REV.2					
REV.1	05/07/11	AGGIUNTA VS	PELOSATO	TREVISAN	PADOVANI
REV.0	26/05/11	EMESSO PER APPROVAZIONE	PELOSATO	TREVISAN	
REV. REV. REV. REV.	DATA DATE DATE DATUM	OGGETTO MODIFICA OBJECT OBJET DAS ARGUMENT	PROGETTATO DESIGNED CONÇU DESIGNED	CONTROLLATO CHECKED APPROUVÉS ANGENOMMENE	APPROVATO APPROVED CONTROLEE KONTROLLIERTE

WRL

NR. DIS. / DRAW NR. / PROJECT / BILD: 11-363

CLIENTE / CUSTOMER — CLIENT / KUNDE

DATA / DATE / DATE / DATUM: 26/05/11

AGGIORNATO / UPDATING — CHANGE / FORTSCHREIBEN

QUADRO / BOARD — 2E01154 ☐ — TABLEAU / SCHALTTAFEL

QUADRO EL. POMPA TRIFASE WRL-E
ELECTRICAL BOARD 3-PHASE PUMP WRL-E
TABLEAU Pompe a Chaleur TRIPHASE WRL-E
WärMEPUMPE SCHALTTAFEL 3-PHASEN WRL-E

COMMESSA / PROJECT NR.: 1100 — TRAVAIL / PROJECT

PROGETTISTA / TECHNICIAN — MAQUETTISTE / DER ENTWERFER

DICHIARAZIONE / DECLARATION — D CLARATION / DER ANSAGEZETTEL: XXXX

	ITALIANO	ENGLISH	FRANCAIS	DEUTSCH
0/1	INTERRUTTORE ACCESO/SPENTO	Switch On Off	Interrupteur On Off	Schalter ein/aus
AE	ALLARME ESTERNO	remote alarm	alarme exterieur	fernstoermeldung
AL	ALLARME	alarm	alarme	alarm
ALDEO	ALLARME DEUMIDIFICATORE	alarm dehumidifier	alarme déshumidificateur	alarm entfeuchter
ALSAN	ALLARME SANITARIO	health alert	alarme la santè	gesundheit alarm
ALIMP	ALLARME CALDAIA/RESISTENZA	boyler/heater alarm	alarme chaudiere/resistance	alrm kessel/elektr. Wiederst nde
BL	BLU	blue	blue	blau
CCP	CONTATTORE COMPRESSORE	compressor contactor	contacteur compresseur	kompressorschuetz
CP	COMPRESSORE	compressor	compresseur	kompressor
CMPO	CONTATTORE MOTOPOMPA	pump contactor	contacteur de pompe	steuersch tz pumpe
RCRE	RELE' CALDAIA/RESISTENZA IMPIANTO	relay boiler / heating system	relay chaudiere/systèm de chauffage	relais kessel/heizung
RCRES	RELE' CALDAIA/RESISTENZA SANITARIO	relay boiler / heating health	relay chaudiere de chauffage de sante'	startsteurung Kessel/Wassertank Wiederst nde
DCP	DISPOSITIVO BASSE TEMPERATURE DEUMIDIFICATORE	low ambient temperature device dehumidifier	dispositif pour basse temperature dehumidificateur	winterregelung entfeuchters
DRE	AVVIATORE	softstarter	demarreur	anlasser
F	FUSIBILE	fuse	fusible	sicherung
FRC	FILTRO ANTIDISTURBO	Interference suppressor	antiparasitage	Funkentstörung
IG	INTERRUTTORE GENERALE	Mian switch	Interrupteur général	Hauptschalter
L	FASE DI ALIMENTAZIONE	phase of power supply	phase de alimentation	phasen vom Stromversorgung
M	MORSETTIERA	clamps	bornes	klemmen
MA	MARRONE	brown	marron	braun
MCN	MORSETTIERA DI COMANDO	control clamps	bornes de commande	startsteuerung klemmen
MPO	MOTOPOMPA EVAPORATORE	evaporator pump	pompe évaporateur	verdampfer pumpe
R	COMANDO CONDENSATORE	condensator start	commande de condensateur	startsteuerung kondensator
MPO3	MOTOPOMPA SANITARIO	water tank pump	pompe pour ballon ECS	pumpe im Wassertank
MRTF	MORSETTIERA REG. TAGLIO DI FASE	governor-cut phase clamps	bornes de governeur coupe phase	klemmen der governeur cut-phase
MSN	MORSETTIERA DI SEGNALE	signal clamps	bornes de signal	signal klemmen
MTA	MAGNETOTERMICO AUSILIARI	auxiliary services magneto-thermal	magneto-thermique services auxiliaires	schalter f r Zubeh re
MTMPO	MAGNETOTERMICO POMPA	pump magneto-thermal	magneto-thermique de pompe	schalter f r pumpe
MTCP	MAGNETOTERMICO COMPRESSORE	compressor magneto-thermal	magnetho-thermique compresseur	motorschutzschalter kompressor
MTR	INTERRUTTORE RISCALDATORE	Heater switch	magneto-thermique Chauffage	Heizvorrichtung schalter
N	NEUTRO DI ALIMENTAZIONE	neutral of power supply	neutre de alimentation	neutral vom Stromversorgung
NE	NERO	black	noir	schwarz
PE	COLLEGAMENTO DI TERRA	grounded	mise à la terre	erdungskontakt
PD	PRESSOSTATO DIFFERENZIALE	differential pressure switch	pressostat différentiel	druckdifferenzschalter
PDH	PRESSOSTATO DIFFERENZIALE	differential pressure switch	pressostat différentiel	druckdifferenzschalter
RPMIX1	RELE' POMPA ZONA 1	relay pump zone 1	relais pompe de zone 1	relay pumpe in zone 1
PR	PANNELLO REMOTO	remote panel	commande a distance	remote panel
R	RELE'	rele'	relais	relais
RAP	RELE' ALTA PRESSIONE	"hight pressure" relay	Relais haute pression	hockdruckrelais
RC	RESISTENZA OLIO COMPRESSORE	compressor oil heater	résistance huile CP	kubelwannenheizung
RCP	RELE' COMPRESSORE	air compressor rele'	relais de compresseur	kompressor relais
RCS	RELE' CONTROLLO SEQUENZA	phase sequence relay	relais sequenciel	relais phasenreihenfolge
RE	RESISTENZA ANTIGELO	antifreeze resistances	résistance antigel	einfrierverh tend Wiederst nde
RER	ANTIGELO RECUPERO	antifreeze recovery	recouvrement antigel	antifreeze recovery
RMPO	RELE' MOTOPOMPA	pump rele'	relais de pompe	pumpe relais
RI	RISCALDATORE	heating device	chauffage	heizvorrichtung
RVSE	RELE' VALVOLA ECONOMIZER	economizer rele'	relais de economizer	economizer relais
RX	RESISTENZA BACINELLA	tray resistance	résistance de bassins	tropfschale Wiederst nde
SET	SECONDO SET	second set	second set	zweite set
SIC	CATENA SICUREZZE	thermal emergencies	thermiques sécurité	sicherheit spannungsreiche
TEP	RELE' RITARDATO	delayed rele'	relais retard	zeit relais
TGP	TERMOSTATO GAS PREMENTE	discharge gas thermostat	thermostat de gaz de décharge	Druckgas Thermostat
TR	TRASFORMATORE	Transformator	trasformateur	Transformator
TP	TRASDUTTORE DI PRESSIONE	pressure transducer	transducteur pression	drucktransmitter
TSME	TERMOSTATO MECCANICO	mechanical thermostat	Thermostat mécanique	thermischer mechanische
TSRE	TERMOSTATO RESISTENZE ANTIGELO	antifreeze resistances thermostat	thermostat de résistance antigel	einfrierverh tend Wiederst nde thermischer
TSRI	TERMOSTATO SICUREZZA RISCALDATORE	heating device safety thermostat	thermostat de sécurité chauffage	sicherheit heizvorrichtung thermischer
TSVSE	TERMOSTATO ECONOMIZER	economizer thermostat	Thermostat economizer	thermischer economizer
TV	TERMICA VENTILATORE	thermistor fan coil	thermistance ventilateur	thermistor gebl se
V3VF	VALVOLA A 3 VIE FREECOOLING	three-way valve freecooling	vanne à trois voies freecooling	dreiwegeventil freecooling
V3VS	VALVOLA A 3 VIE SANITARIO	three-way valve health	vanne à trois voies de santé	dreiwegeventil gesundheit
VIC	VALVOLA INVERSIONE CICLO	reversel cycle valve	vanne inversion de cycle	umkehrventil
VLS	VALVOLA INTERCETTAZIONE LIQUIDO	electrovalve liquid interception	électrovalve interception de liquide	liquid abfangen magnetventil
VMD	VALVOLA MODULANTE A 2 VIE	2-way modulating valve	Vanne modulante à deux voies	Modulierendes Zwei-Wege-Ventil
VMS	VALVOLA MODULANTE SANITARIO	modulating valve health	Modulation de la santé valve	RegelVentil gesundheit
VMIX1	VALVOLA MISCELATRICE ZONA 1	mixing valve zone 1	Vanne de zone de melange 1	mischerVentil zone 1
VS	VALVOLA SOLENOIDE	electrovalve	électrovalve	elektroventil
VSE	VALVOLA SOLENOIDE ECONOMIZER	electrovalve economizer	électrovalve economizer	elektroventil economizer

	ITALIANO	ENGLISH	FRANCAIS	DEUTSCH
AP	PRESSOSTATO DI ALTA	"hight pressure" control	pressostat "haut pression"	hochdruckpressostat
BP	PRESSOSTATO DI BASSA	pressure switch "low pressure"	pressostat "basse pression"	druckschalter "niedrig druck"
FL	FLUSSOSTATO	flowswitch	fluxostat	stroemungswaechter
EXV	VALVOLA ELETTROINCA	electronic electrovalve	commande de électrovalve electronique	startsteuerung ventilelektronic
FLGEO	FLUSSOSTATO GEOTERMICO	geothermal flowswitch	débithètre géothermie	Geothermie str mungsschalter
FLIMP	FLUSSOSTATO IMPIANTO	system flowswitch	débithètre de systèm	Anlage str mungsschalter
MAP	MORSETTIERA PRESSOSTATO DI ALTA	pressure switch "hight pressure" clamps	bornes de pressostat "gran pression"	druckschalter "hock druck" klemmen
MBP	MORSETTIERA PRESSOSTATO DI BASSA	pressure switch "low pressure" clamps	bornes de pressostat "basse pression"	druckschalter "niedrig druck" klemmen
KSAE	SONDA ARIA ESTERNA	ambient air probe	sonde air exterieur	aubenluftfuehler
SAC	SONDA ASPIRAZIONE COMPRESSORE	air compressor suction probe	sonde d' aspiration de compresseur	kompressor saugsonde
SIIM	SONDA INGRESSO IMPIANTO	input system probe	sonde de entrées installation	sensor zwei anlage
SGP	SONDA GAS PREMENTE	discharge pipe sensor	sonde sur refoulement	f hler-druckleitung
SIGEO	SONDA INGRESSO GEOTERMICO	input geothermal probe	sonde entree géothermique	geothermie sensor
SIW	SONDA INGRESSO ACQUA EVAPORATORE	water inlet probe evaporator	sonde entree eau évaporateur	f hler-wassereintritt verdampfer
SRIM	SONDA RITORNO IMPIANTO	output system probe	sonde de sorties installation	Ausgang Wärmetauscher sensor
SSAN	SONDA SANITARIO	probe health	sonde de santé	probe gesundheit
SSR	COMANDO RELE' STATO SOLIDO	solid state relays control	commande relais statique	solid state relais startsteuerung
SUGEO	SONDA USCITA GEOTERMICO	output geothermal probe	sonde sortie géothermique	ausgang erdw rmesonde
SUIM	SONDA USCITA IMPIANTO	output system probe	sonde sortie installation	sensor ausgang anlage
SUW	SONDA USCITA ACQUA EVAPORATORE	water outlet probe evaporator	sonde sortie eau évaporateur	f hler-wasseraustritt verdampfer
SSM	SONDA VALVOLA MISCELATRICE	mixing valve probe	sonde robinet mélange	mischerventil probe
TAP	TRASDUTTORE ALTA PRESSIONE	hight pressure trasducer	trasducteur haute pression	HD-drucktransmitter
TBP	TRASDUTTORE BASSA PRESSIONE	low pressure trasducer	trasducteur basse pression	ND-drucktransmitter

MPO-B	POMPA STANDARD	Standard pump	Pompe standard	Pump standard
MPO-U	POMPA MAGGIORATA	Increased pump	Pompe avec augmentation	Pump Erhöhten Volumenstrom

	COMPONENTI FORNITI COME OPTIONAL	components supplied as an option	composants fournis en option	Komponenten geliefert als Option
	COMPONENTI NON FORNITI	components not supplied	composants non fournis	Komponenten nicht im Lieferumfang enthalten
	COLLEGAMENTI DA ESEGUIRE IN CANTIERE	connections to be made in field	connexions à effectuer sur le site	anschl sse auf ort vorgenommen werden

WRL

CLIENTE / CUSTOMER / CLIENT / KUNDE

QUADRO / BOARD: QUADRO EL. POMPA TRIFASE WRL-E - 2E01154() / ELECTRICAL BOARD 3-PHASE PUMP WRL-E - 2E01154()

TABLEAU / SCHALTTAFEL: TABLEAU Pompe a Chaleur TRIPHASE WRL-E - 2E01154() / W?RMEPUMPE SCHALTTAFEL 3-PHASEN WRL-E - 2E01154()

DATA / DATE / DATUM	AGGIORNATO / UPDATING / CHANG? FORTSCHREIBEN	PROGETTISTA / TECHNICIAN / MAQUETTISTE DER ENTWERFER	NR. DIS. / DRAW NR. / PROJECT BILD	DICHIARAZIONE N° / DECLARATION NR. / D?CLARATION DER ANSAGEZETTEL	COMMESSA / PROJECT NR. / TRAVAIL PROJECT
26/05/11		P.E.	11-363	XXXX	1100

FOGLIO / PAGE	2	PAGE / SEITE	
SEGUE / NEXT PAGE	4	SUITE / WEITER	
TOT. FOGLI / TOTAL PAGES	33	TOTAL FEUILLES / BL?TTER GESAMT	

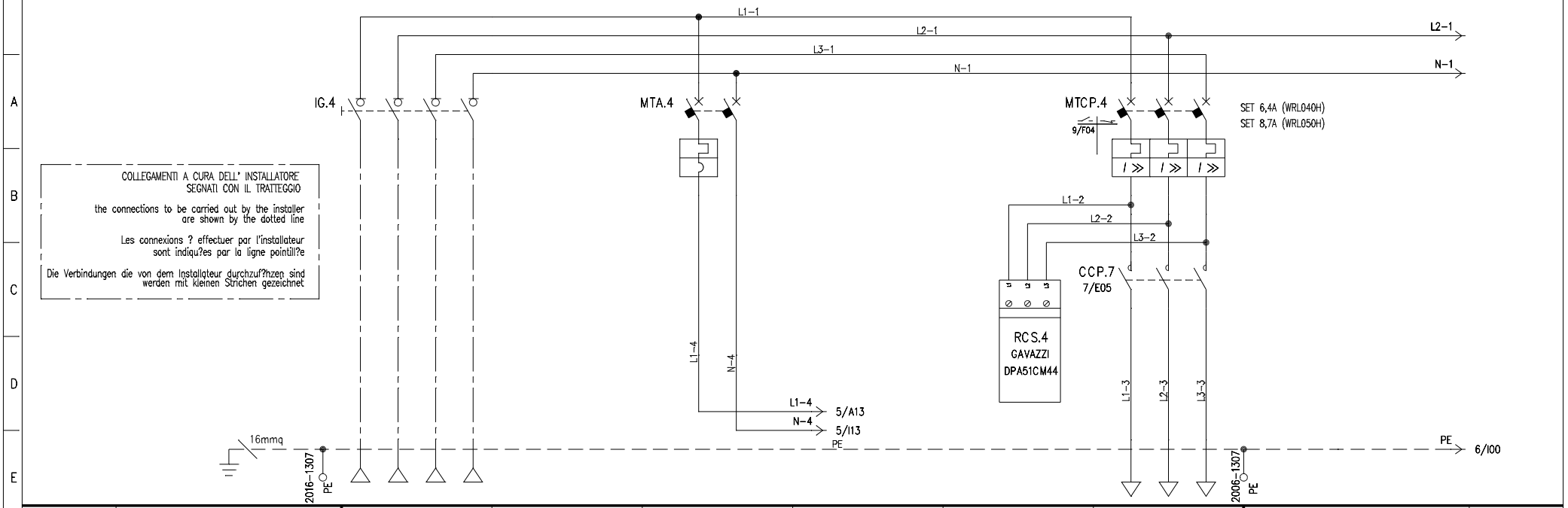

UTENZA utility	DENOMINAZIONE name		GENERALE QUADRO general knife switch disjoncteur général hauptschalter				CIRCUITI AUX 230V auxiliary services services auxiliaires schalter f r Zubeh re				CONTR.SEQUENZA FASI phase sequence rele' relais ordre des phases phasenfolge relais		COMPRESSORE CP.4 air compressor CP.4 compresseur CP.4 kompressor CP.4		nomenclature betrieb art		utilisateur users
	TIPO type	POT.TOT. total power kW													kW macht insgesamt / puissance totale	typ type	
	POTENZA power kW	Ib A												6,4 – 8,7	A aufgenommene stromung / courant Ib	kW aufgenommene leistung / puissance	
	COEF. CONTEMP. factor of contemporary	COS f													COS f	quoten der zeitgen ssischen / facteur de contemporain	
INTERRUTTORE O SEZIONATORE automatic switch disconnect switch	COSTRUTTORE manufacture corporation		ABB SACE				ABB SACE						ABB SACE		maschinenhersteller constructeur		disjoncteur or sectionneur leistungsschalter oder trennschalter
	TIPO type		OT25F4N2				SN201C10						MS116/10		typ type		
	N.POLI n. of poles	In A	4	25			1+N	10					3	16	A In	anzahl von stangen / nombre des p les	
	Ith A	Idn A					10						6,3–10		A Idn	A Ith	
	Im (o curva)(curve) A	Pdi interruption power kA					C	Icn=6					9,6–14,4 xIn	Icu=50	kA abschaltle'stung / pouvoir de interruption	A (kurve) Im (courbe)	
FUSIBILE fuse	TIPO type														typ type		fusible sicherung
	CALIBRO caliber A														A kaliber taille		
CONTATTORE contactor	TIPO type												ABB A12-30-01/230		typ type		contacteur steuersch tz
	In A	Pn kW											12 AC-3		kW Pn	A In	
RELE' TERMICO relay thermal	TIPO type														typ type		relais thermique relais thermische
	TARATURA calibration A														A eichung calibrage		
LINEA DI POTENZA power line	TIPO CAVO cable type														linie art type de c ble		ligne électrique linie der macht
	FORMAZIONE section														abschnitt kabel c ble section		
	LUNGHEZZA length m														m kable-l nge longeur		
	Iz A														A Iz		
	Cdt a Ib v.d. %	Cdt tot. a Ib total v.d. %													% einem spannungsabfall Cdt tot. a Ib	% spannungsabfall Cdt a Ib	
	Zk mê	Zs mê													mê Zs	mê Zk	
	Ik trifase/monof. 3/1-phase kA	Ik1 fase/terra phase/earth kA													kA Ik1 phase/erde Ik1	kA Ik drei-phase/ Ik trois-phase/ single-phase mono-phase	

WRL

CLIENTE / CUSTOMER — CLIENT / KUNDE

QUADRO / BOARD: QUADRO EL. POMPA TRIFASE WRL-E – 2E01154() / ELECTRICAL BOARD 3-PHASE PUMP WRL-E – 2E01154()

TABLEAU / SCHALTTAFEL: TABLEAU Pompe a Chaleur TRIPHASE WRL-E – 2E01154() / W RMEPUMPE SCHALTTAFEL 3-PHASEN WRL-E – 2E01154()

DATA / DATE / DATUM	AGGIORNATO / UPDATING / CHANG? / FORTSCHREIBEN	PROGETTISTA / TECHNICIAN / MAQUETTISTE / DER ENTWERFER	NR. DIS. / DRAW NR. / PROJECT / BILD	DICHIARAZIONE N° / DECLARATION NR. / D?CLARATION / DER ANSAGEZETTEL	COMMESSA / PROJECT NR. / TRAVAIL / PROJECT
26/05/11		P.E.	11-363	XXXX	1100

FOGLIO / PAGE	4	PAGE / SEITE
SEGUE / NEXT PAGE	4A	SUITE / WEITER
TOT. FOGLI / TOTAL PAGES	33	TOTAL FEUILLES / BL?TTER GESAMT

00	01	02	03	04	05	06	07	08	09	10	11	12	13	14	15

A B C D E F G H I J

WRL

CLIENTE / CUSTOMER — CLIENT / KUNDE

QUADRO / BOARD: QUADRO EL. POMPA TRIFASE WRL-E - 2E01154() / ELECTRICAL BOARD 3-PHASE PUMP WRL-E - 2E01154()

TABLEAU / SCHALTTAFEL: TABLEAU Pompe a Chaleur TRIPHASE WRL-E - 2E01154() / W RMEPUMPE SCHALTTAFEL 3-PHASEN WRL-E - 2E01154()

DATA / DATE / DATUM	AGGIORNATO / UPDATING / CHANG? FORTSCHREIBEN	PROGETTISTA / TECHNICIAN / MAQUETTISTE DER ENTWERFER	NR. DIS. / DRAW NR. / PROJECT BILD	DICHIARAZIONE N° / DECLARATION NR. / D?CLARATION DER ANSAGEZETTEL	COMMESSA / PROJECT NR. / TRAVAIL PROJECT
26/05/11		P.E.	11-363	XXXX	1100

FOGLIO / PAGE	4A	PAGE / SEITE
SEGUE / NEXT PAGE	4B	SUITE / WEITER
TOT. FOGLI / TOTAL PAGES	33	TOTAL FEUILLES / BL?TTER GESAMT

IN ALTERNATIVA
alternative
alternative
alternative

Gavazzi DPA51CM44
L1 = L1
L2 = L2
L3 = L3
rele'
11 = com
14 = N.O.
12 = N.C.

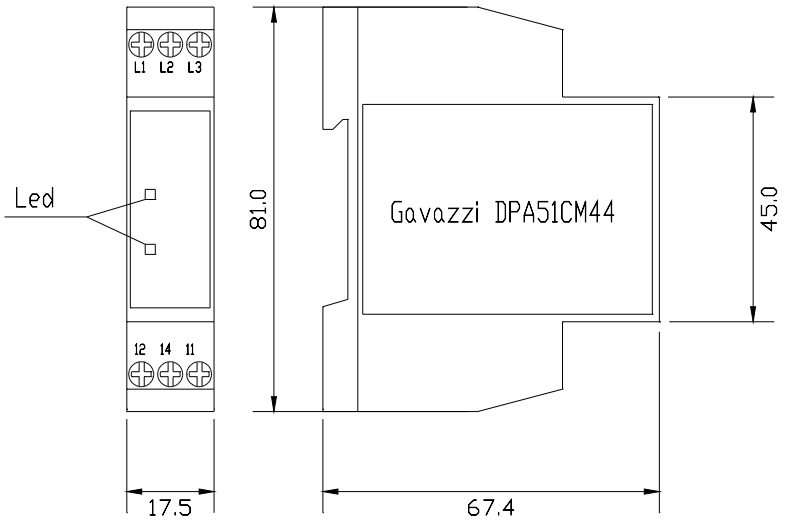

RCS.4

SEQUENZIMETRO
phase sequence rele'
relais ordre des phases
phasenfolge relais

IN ALTERNATIVA
alternative
alternative
alternative

Finder 72.31.8.400.0000
A1 = L1
A2 = L2
A3 = L3
rele'
11 = com
14 = N.O.
12 = N.C.

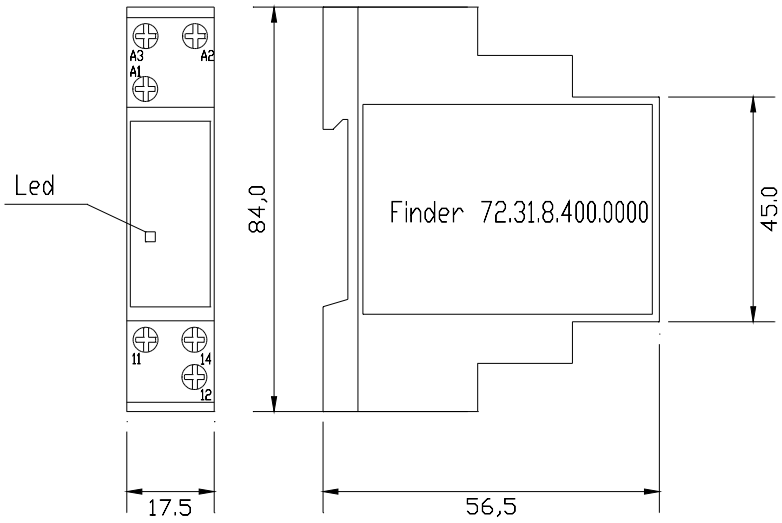

RCS.4

SEQUENZIMETRO
phase sequence rele'
relais ordre des phases
phasenfolge relais

WRL

CLIENTE / CUSTOMER / CLIENT / KUNDE

QUADRO / BOARD: QUADRO EL. POMPA TRIFASE WRL-E – 2E01154() / ELECTRICAL BOARD 3-PHASE PUMP WRL-E – 2E01154()

TABLEAU / SCHALTTAFEL: TABLEAU Pompe a Chaleur TRIPHASE WRL-E – 2E01154() / W RMEPUMPE SCHALTTAFEL 3-PHASEN WRL-E – 2E01154()

DATA / DATE / DATUM	AGGIORNATO / UPDATING / CHANG? FORTSCHREIBEN	PROGETTISTA / TECHNICIAN / MAQUETTISTE DER ENTWERFER	NR. DIS. / DRAW NR. / PROJECT BILD	DICHIARAZIONE N° / DECLARATION NR. / D?CLARATION DER ANSAGEZETTEL	COMMESSA / PROJECT NR. / TRAVAIL PROJECT
26/05/11		P.E.	11-363	XXXX	1100

FOGLIO / PAGE	4B	PAGE / SEITE	
SEGUE / NEXT PAGE	5	SUITE / WEITER	
TOT. FOGLI / TOTAL PAGES	33	TOTAL FEUILLES / BL?TTER GESAMT	

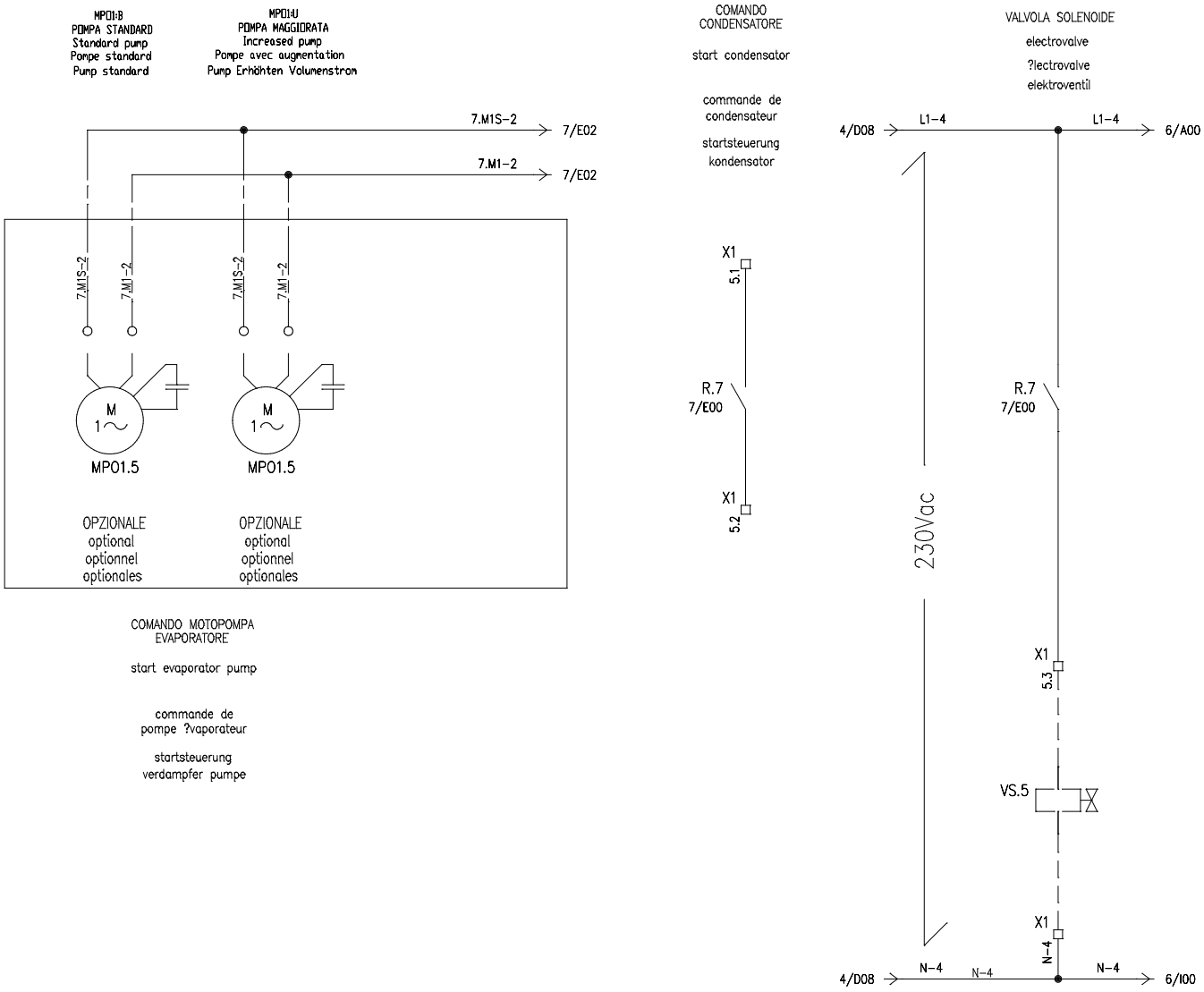

WRL

CLIENTE / CUSTOMER / CLIENT / KUNDE

QUADRO / BOARD	QUADRO EL. POMPA TRIFASE WRL-E – 2E01154() / ELECTRICAL BOARD 3-PHASE PUMP WRL-E – 2E01154()	TABLEAU / SCHALTTAFEL	TABLEAU Pompe a Chaleur TRIPHASE WRL-E – 2E01154() / W RMEPUMPE SCHALTTAFEL 3-PHASEN WRL-E – 2E01154()			FOGLIO / PAGE	5 PAGE / SEITE
DATA / DATE / DATUM	AGGIORNATO / UPDATING / CHANG? FORTSCHREIBEN	PROGETTISTA / TECHNICIAN / MAQUETTISTE DER ENTWERFER	NR. DIS. / DRAW NR. / PROJECT BILD	DICHIARAZIONE N° / DECLARATION NR. / D?CLARATION DER ANSAGEZETTEL	COMMESSA / PROJECT NR. / TRAVAIL PROJECT	SEGUE / NEXT PAGE	6 SUITE / WEITER
26/05/11		P.E.	11-363	XXXX	1100	TOT. FOGLI / TOTAL PAGES	33 TOTAL FEUILLES / BL?TTER GESAMT

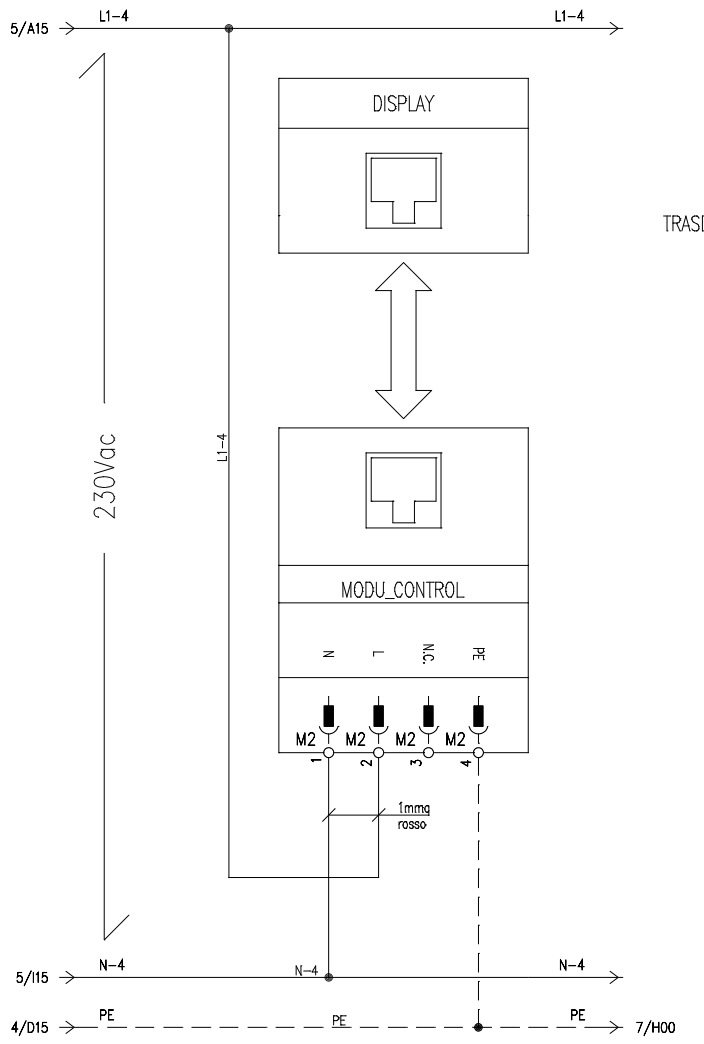

CONFIGURAZIONE DIP WRL
TRASDUTTORE DI PRESSIONE ASSENTE

DIP	
1	OFF
2	OFF
3	OFF
4	OFF
5	ON
6	OFF
7	OFF
8	OFF
9	OFF
10	OFF
11	OFF
12	non usato

CONFIGURAZIONE DIP WRL
TRASDUTTORE DI PRESSIONE PRESENTE

7	ON

WRL

CLIENTE / CUSTOMER / CLIENT / KUNDE

QUADRO / BOARD: QUADRO EL. POMPA TRIFASE WRL-E – 2E01154() / ELECTRICAL BOARD 3-PHASE PUMP WRL-E – 2E01154()

TABLEAU / SCHALTTAFEL: TABLEAU Pompe a Chaleur TRIPHASE WRL-E – 2E01154() / W RMEPUMPE SCHALTTAFEL 3-PHASEN WRL-E – 2E01154()

DATA / DATE / DATUM	AGGIORNATO / UPDATING / FORTSCHREIBEN	PROGETTISTA / TECHNICIAN / MAQUETTISTE / DER ENTWERFER	NR. DIS. / DRAW NR. / PROJECT / BILD	DICHIARAZIONE N° / DECLARATION NR. / D?CLARATION / DER ANSAGEZETTEL	COMMESSA / PROJECT NR. / TRAVAIL / PROJECT
26/05/11		P.E.	11-363	XXXX	1100

FOGLIO / PAGE	6	PAGE / SEITE	
SEGUE / NEXT PAGE	7	SUITE / WEITER	
TOT. FOGLI / TOTAL PAGES	33	TOTAL FEUILLES / BL?TTER GESAMT	

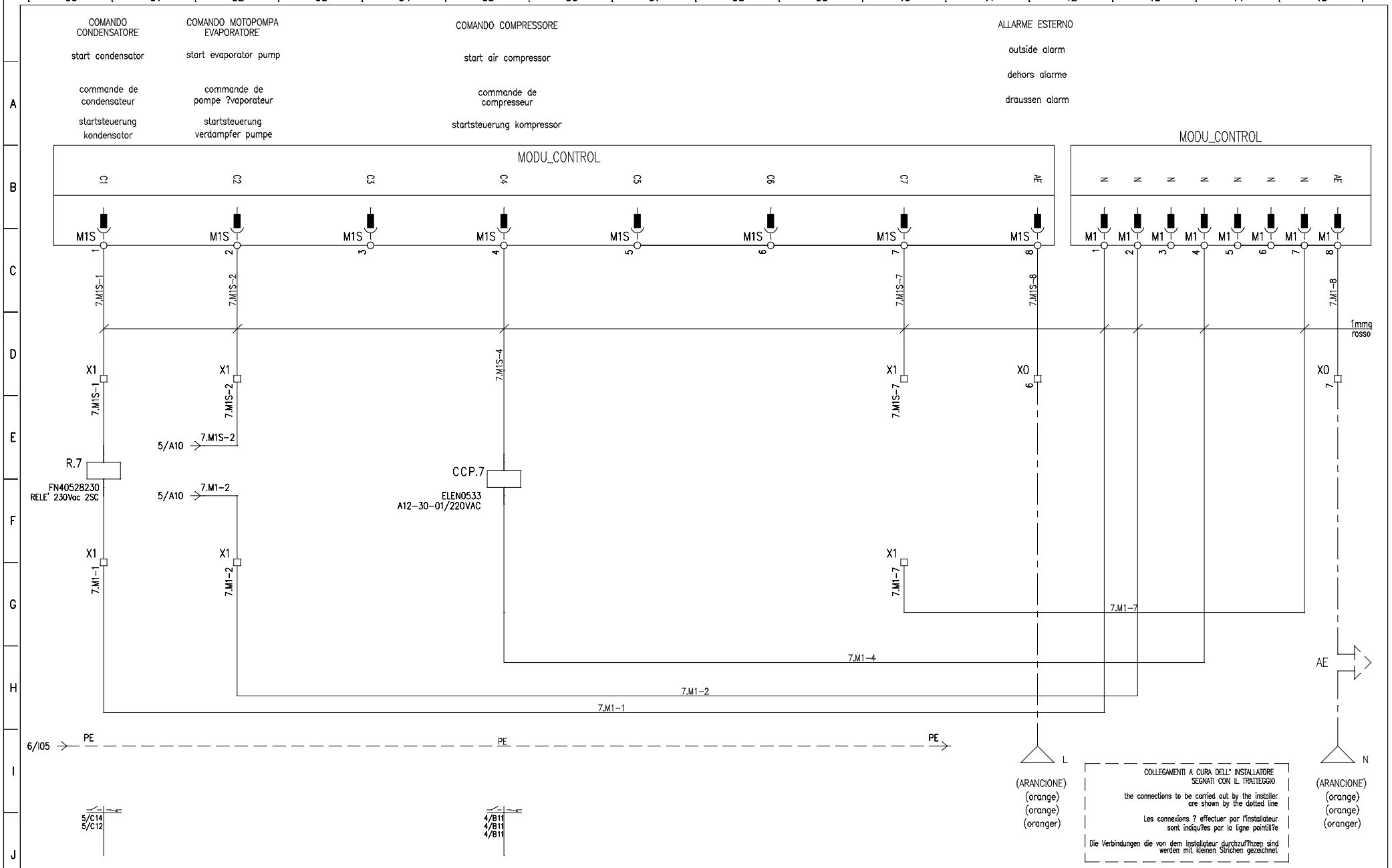

WRL

CLIENTE / CUSTOMER / CLIENT / KUNDE

QUADRO / BOARD: QUADRO EL. POMPA TRIFASE WRL-E – 2E01154() / ELECTRICAL BOARD 3-PHASE PUMP WRL-E – 2E01154()

TABLEAU / SCHALTTAFEL: TABLEAU Pompe a Chaleur TRIPHASE WRL-E – 2E01154() / W RMEPUMPE SCHALTTAFEL 3-PHASEN WRL-E – 2E01154()

DATA / DATE / DATUM	AGGIORNATO / UPDATING / CHANG? FORTSCHREIBEN	PROGETTISTA / TECHNICIAN / MAQUETTISTE DER ENTWERFER	NR. DIS. / DRAW NR. / PROJECT BILD	DICHIARAZIONE N° / DECLARATION NR. / D?CLARATION DER ANSAGEZETTEL	COMMESSA / PROJECT NR. / TRAVAIL PROJECT
26/05/11		P.E.	11-363	XXXX	1100

FOGLIO / PAGE	7	PAGE / SEITE	
SEGUE / NEXT PAGE	8	SUITE / WEITER	
TOT. FOGLI / TOTAL PAGES	33	TOTAL FEUILLES / BLATTER GESAMT	

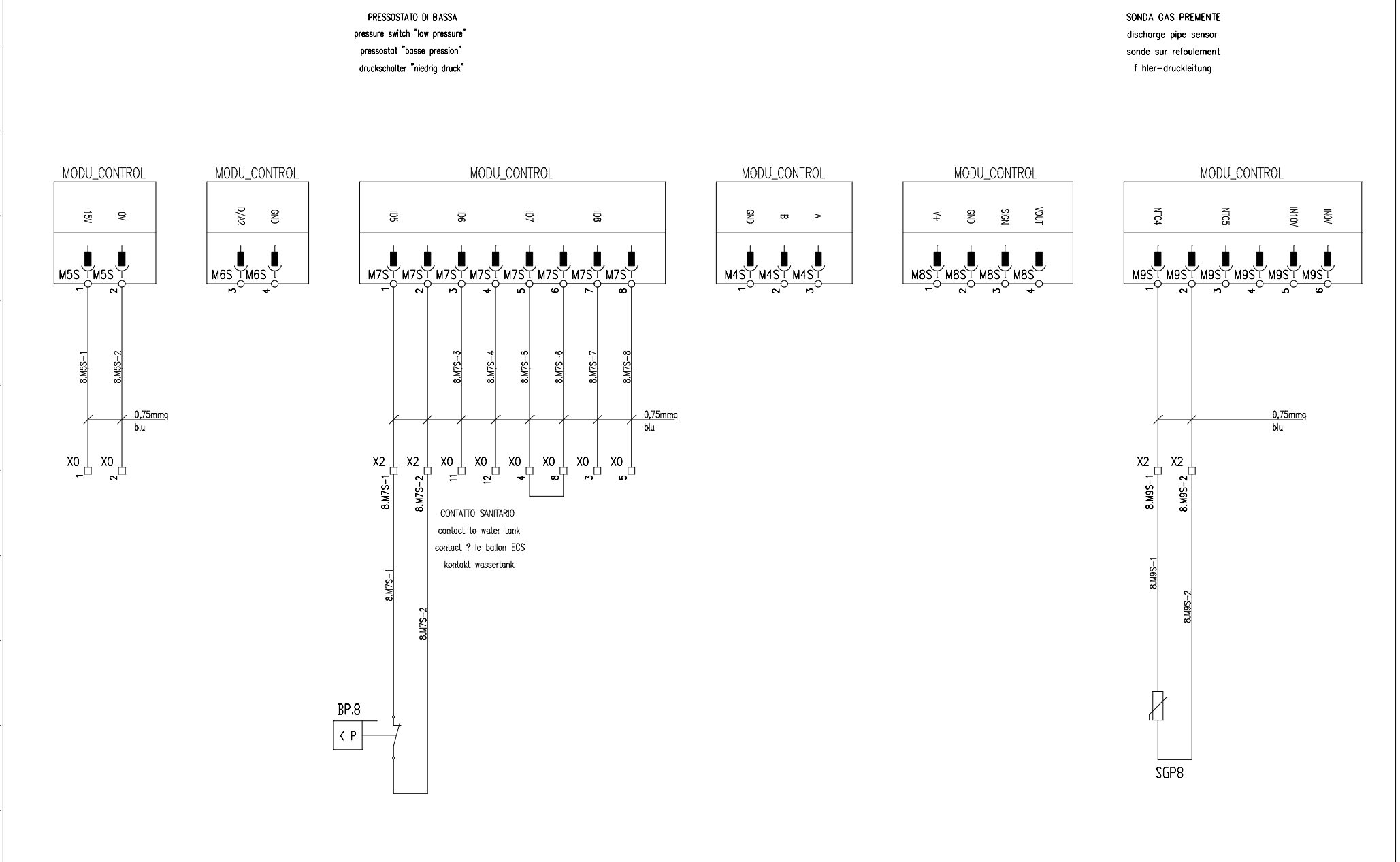

WRL	CLIENTE / CUSTOMER / CLIENT / KUNDE	QUADRO / BOARD: QUADRO EL. POMPA TRIFASE WRL-E – 2E01154() / ELECTRICAL BOARD 3-PHASE PUMP WRL-E – 2E01154()	TABLEAU / SCHALTTAFEL: TABLEAU Pompe a Chaleur TRIPHASE WRL-E – 2E01154() / W RMEPUMPE SCHALTTAFEL 3-PHASEN WRL-E – 2E01154()				FOGLIO / PAGE / PAGE / SEITE: 8
		DATA / DATE / DATUM: 26/05/11	AGGIORNATO / UPDATING / CHANG? / FORTSCHREIBEN	PROGETTISTA / TECHNICIAN / MAQUETTISTE / DER ENTWERFER: P.E.	NR. DIS. / DRAW NR. / PROJECT / BILD: 11-363	DICHIARAZIONE N° / DECLARATION NR. / D?CLARATION / DER ANSAGEZETTEL: XXXX	COMMESSA / PROJECT NR. / TRAVAIL / PROJECT: 1100
							SEGUE / NEXT PAGE / SUITE / WEITER: 9
							TOT. FOGLI / TOTAL PAGES / TOTAL FEUILLES / BL?TTER GESAMT: 33

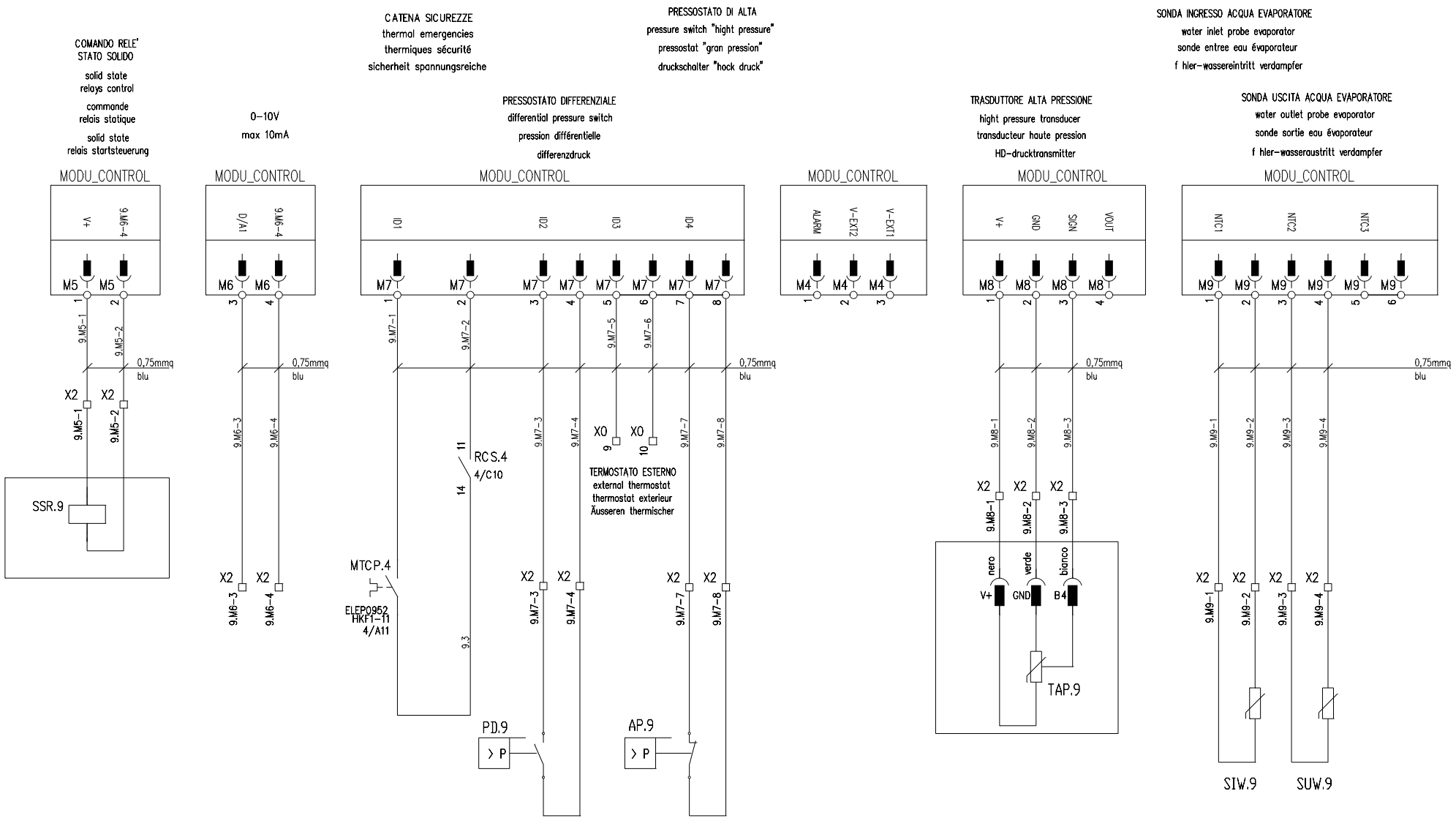

WRL	CLIENTE / CUSTOMER	CLIENT / KUNDE	QUADRO / BOARD: QUADRO EL. POMPA TRIFASE WRL-E – 2E01154() / ELECTRICAL BOARD 3-PHASE PUMP WRL-E – 2E01154()		TABLEAU / SCHALTTAFEL: TABLEAU Pompe a Chaleur TRIPHASE WRL-E – 2E01154() / W RMEPUMPE SCHALTTAFEL 3-PHASEN WRL-E – 2E01154()			FOGLIO / PAGE: 9	PAGE / SEITE
			DATA / DATE / DATUM: 26/05/11	AGGIORNATO / UPDATING / CHANG? / FORTSCHREIBEN	PROGETTISTA / TECHNICIAN / MAQUETTISTE / DER ENTWERFER	NR. DIS. / DRAW NR. / PROJECT / BILD: 11-363	DICHIARAZIONE N° / DECLARATION NR. / D?CLARATION / DER ANSAGEZETTEL: XXXX	COMMESSA / PROJECT NR. / TRAVAIL / PROJECT: 1100	SEGUE / NEXT PAGE: 10 SUITE / WEITER
									TOT. FOGLI / TOTAL PAGES: 33 TOTAL FEUILLES / BL?TTER GESAMT

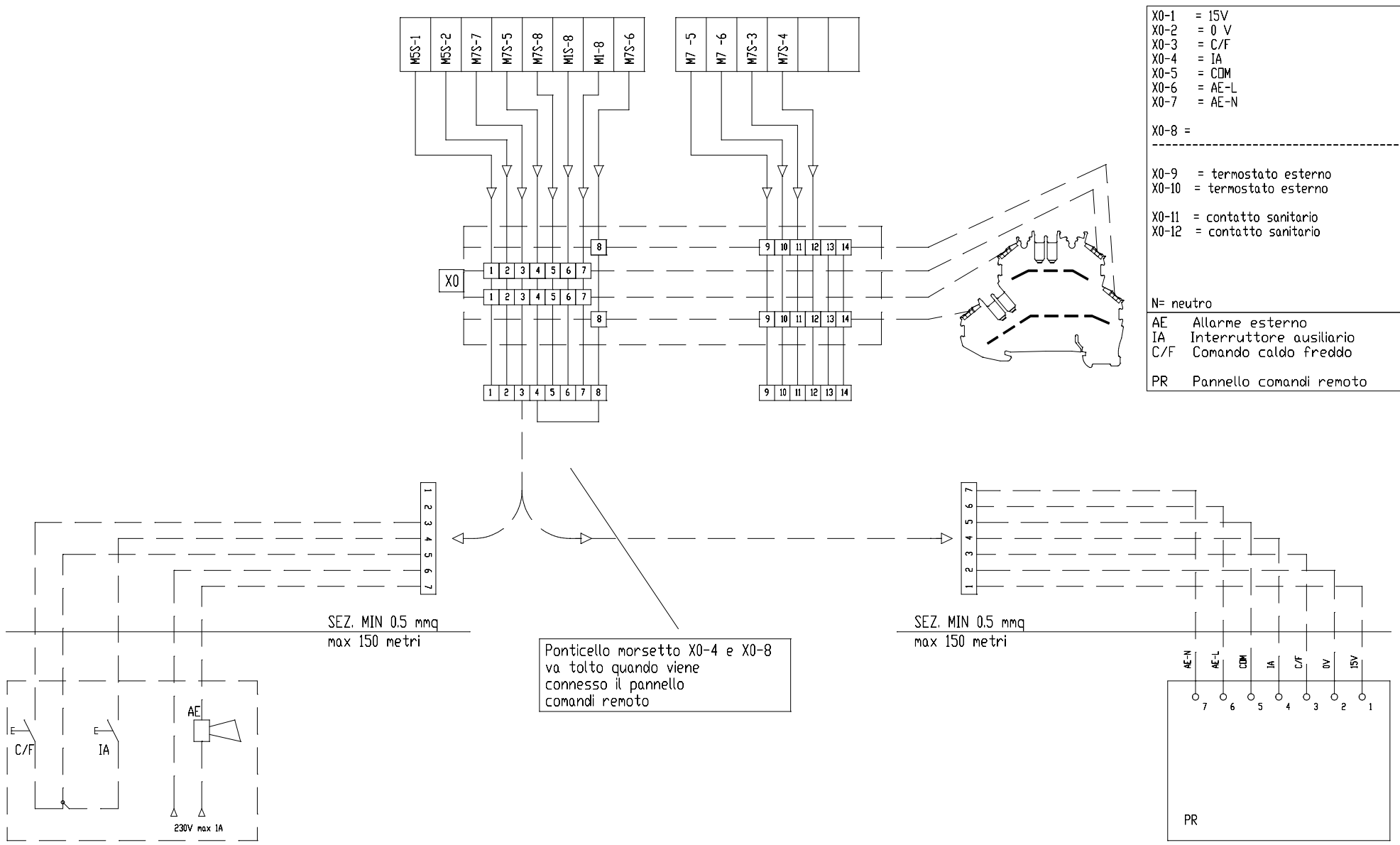

WRL	CLIENTE / CUSTOMER	CLIENT / KUNDE	QUADRO / BOARD	QUADRO EL. POMPA TRIFASE WRL-E – 2E01154() / ELECTRICAL BOARD 3-PHASE PUMP WRL-E – 2E01154()	TABLEAU / SCHALTTAFEL	TABLEAU Pompe a Chaleur TRIPHASE WRL-E – 2E01154() / W RMEPUMPE SCHALTTAFEL 3-PHASEN WRL-E – 2E01154()	FOGLIO / PAGE	10	PAGE / SEITE		
			DATA / DATE / DATUM	AGGIORNATO / UPDATING / CHANG? FORTSCHREIBEN	PROGETTISTA / TECHNICIAN / MAQUETTISTE / DER ENTWERFER	NR. DIS. / DRAW NR. / PROJECT BILD	DICHIARAZIONE N° / DECLARATION NR. / D?CLARATION DER ANSAGEZETTEL	COMMESSA / PROJECT NR. / TRAVAIL PROJECT	SEGUE / NEXT PAGE	12	SUITE / WEITER
			26/05/11			11-363	XXXX	1100	TOT. FOGLI / TOTAL PAGES	33	TOTAL FEUILLES / BLATTER GESAMT

MORSETTO DOPPIO G/V 2,5mmq MOLLA PE WAGO 2002-2207

MORSETTI DOPPI 2,5mmq MOLLA WAGO 2002-2201

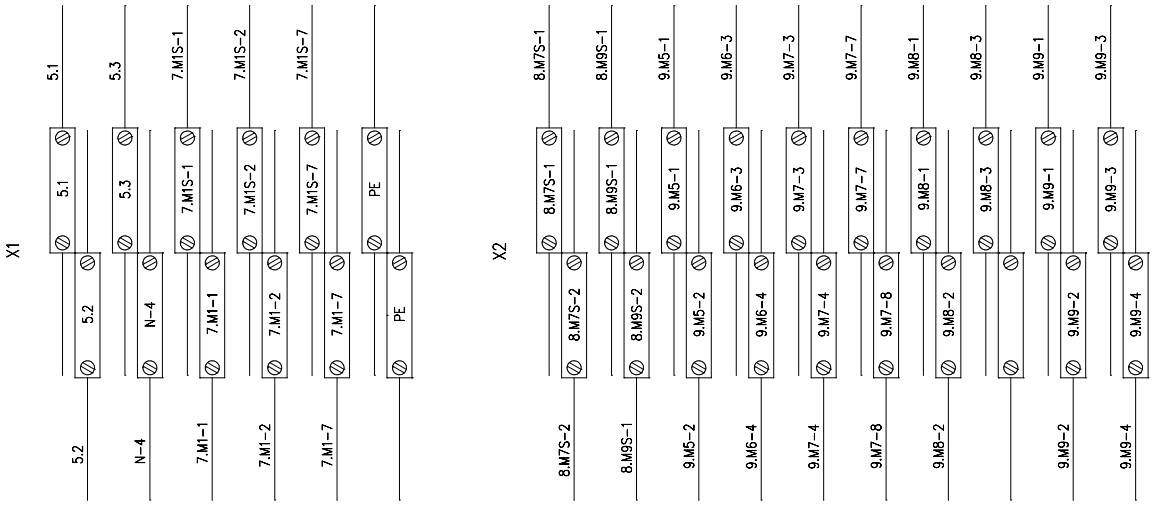

WRL

CLIENTE / CUSTOMER	CLIENT / KUNDE	QUADRO / BOARD	QUADRO EL. POMPA TRIFASE WRL-E - 2E01154() / ELECTRICAL BOARD 3-PHASE PUMP WRL-E - 2E01154()	TABLEAU / SCHALTTAFEL	TABLEAU Pompe a Chaleur TRIPHASE WRL-E - 2E01154() / W RMEPUMPE SCHALTTAFEL 3-PHASEN WRL-E - 2E01154()	FOGLIO / PAGE	12 PAGE / SEITE
		DATA / DATE / DATUM	26/05/11	AGGIORNATO / UPDATING / CHANG? FORTSCHREIBEN		SEGUE / NEXT PAGE	13 SUITE / WEITER
		PROGETTISTA / TECHNICIAN / MAQUETTISTE DER ENTWERFER	P.E.	NR. DIS. / DRAW NR. / PROJECT BILD	11-363	TOT. FOGLI / TOTAL PAGES	33 TOTAL FEUILLES / BL?TTER GESAMT
		DICHIARAZIONE N° / DECLARATION NR. / D?CLARATION DER ANSAGEZETTEL	XXXX	COMMESSA / PROJECT NR. / TRAVAIL PROJECT	1100		

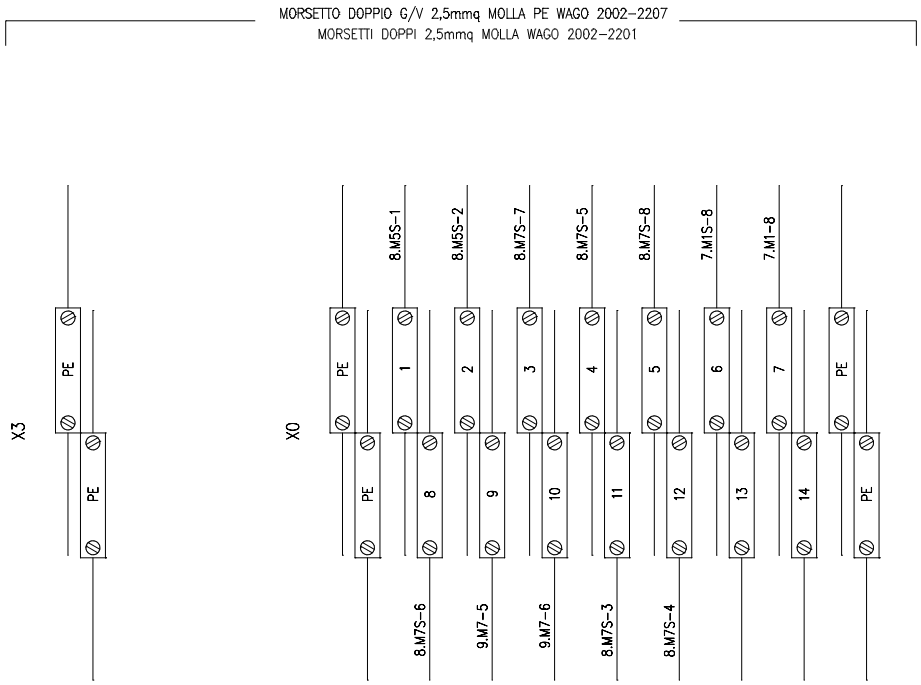

WRL	CLIENTE / CUSTOMER	CLIENT / KUNDE	QUADRO / BOARD: QUADRO EL. POMPA TRIFASE WRL-E - 2E01154() / ELECTRICAL BOARD 3-PHASE PUMP WRL-E - 2E01154()		TABLEAU / SCHALTTAFEL: TABLEAU Pompe a Chaleur TRIPHASE WRL-E - 2E01154() / W RMEPUMPE SCHALTTAFEL 3-PHASEN WRL-E - 2E01154()			FOGLIO / PAGE: 13	PAGE / SEITE
			DATA / DATE / DATUM: 26/05/11	AGGIORNATO / UPDATING: CHANG? / FORTSCHREIBEN	PROGETTISTA / TECHNICIAN: MAQUETTISTE / DER ENTWERFER: P.E.	NR. DIS. / DRAW NR.: PROJECT / BILD: 11-363	DICHIARAZIONE N° / DECLARATION NR.: D?CLARATION / DER ANSAGEZETTEL: XXXX	COMMESSA / PROJECT NR.: TRAVAIL / PROJECT: 1100	SEGUE / NEXT PAGE: 14 — SUITE / WEITER
									TOT. FOGLI / TOTAL PAGES: 33 — TOTAL FEUILLES / BL?TTER GESAMT

VISTA INTERNA
fore sight internal
vue ext?rieur
innenansicht

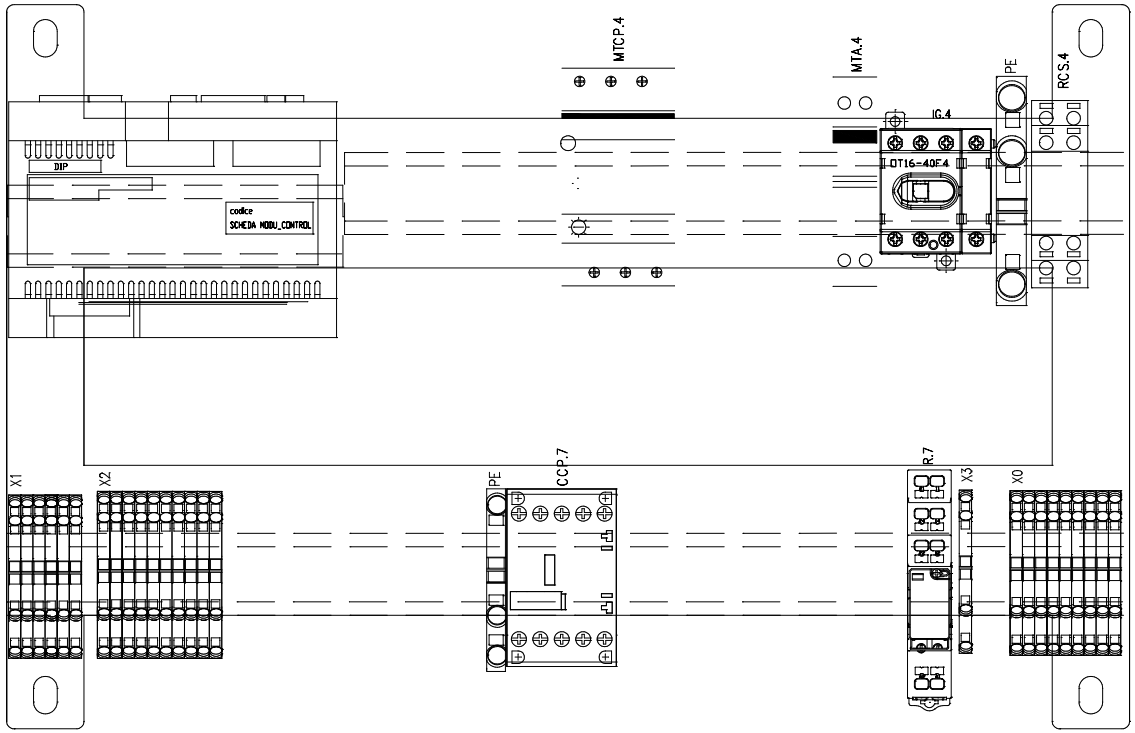

DATI TECNICI CARPENTERIA	TECHNICAL DATA BOX
Marca: – Colore: – Grado di protezione: IP2X Segregazione: 1 In: / Icw: / Ue: /	Mark: – Color: – Level of protection: IP2X Segregation: 1 In: / Icw: / Ue: /
DIMENSIONI Altezza: 350 Larghezza: 500 Profondita': 160	DIMENSION height: 350 Width: 500 Deep: 160
NOTE	NOTES
DONN?ES TECHNIQUES TABLEAU Marque: – Couleur: – Degr? de protection: IP2X S?gr?gation: 1 In: / Icw: / Ue: /	TECHNISCHEN DATEN DES RAHMENS Marke: – Farbe: – Schutzgrad: IP2X Absonderungen: 1 In: / Icw: / Ue: /
DIMENSION Hauteur: 350 Largeur: 500 Profondeur: 160	ABMESSUNGEN H?he: 350 l?nge: 500 Tiefe: 160
NOTE	BEMERKUNGEN

☐ QUADRO DI SERIE ☐ Tableau standard
☐ Standard Board ☐ serienm??ig schalttafel

WRL

CLIENTE / CUSTOMER / CLIENT / KUNDE

QUADRO / BOARD: QUADRO EL. POMPA TRIFASE WRL-E – 2E01154() / ELECTRICAL BOARD 3-PHASE PUMP WRL-E – 2E01154()

TABLEAU / SCHALTTAFEL: TABLEAU Pompe a Chaleur TRIPHASE WRL-E – 2E01154() / W RMEPUMPE SCHALTTAFEL 3-PHASEN WRL-E – 2E01154()

DATA / DATE / DATUM	AGGIORNATO / UPDATING / CHANG? / FORTSCHREIBEN	PROGETTISTA / TECHNICIAN / MAQUETTISTE / DER ENTWERFER	NR. DIS. / DRAW NR. / PROJECT / BILD	DICHIARAZIONE N° / DECLARATION NR. / D?CLARATION / DER ANSAGEZETTEL	COMMESSA / PROJECT NR. / TRAVAIL / PROJECT
26/05/11		P.E.	11-363	XXXX	1100

FOGLIO / PAGE	14	PAGE / SEITE	
SEGUE / NEXT PAGE	14A	SUITE / WEITER	
TOT. FOGLI / TOTAL PAGES	33	TOTAL FEUILLES / BLATTER GESAMT	

POMPA TRIFASE			WRL-E 070
Quadro elettrico		REV	WRL-E 080
cod.	2E01155	0	
cod.	2E01155A	0	A
cod.			
cod.			
rif.	2E00715_0	2E00718_0	
lotto	nr.: XXXX		
VERS.			
SI SOFTSTARTER SI MOTOPOMPE			

☐ QUADRO DI SERIE	☐ Standard Board	☐ Tableau standard	☐ serienm??ig schalttafel
A VERSIONE CON ACCUMULO	A Version with Storage	A Version avec Stockage	A Version mit Lagerung

WRL-E

COSTRUTTORE	Manufacturer	NORMA CEI EN 60335-1			
COD. ARTICOLO	Article Code	2E01155O_00	03/03/11		
ALIMENTAZIONE	Power supply	3/N/PE - 50 Hz 400V			
TENSIONE NOMINALE	Nominal Voltage	V	400	Hz	50
POMPA DI CALORE WRL070	Heat Pump WRL070	A Max	13,2		
POMPA DI CALORE WRL080	Heat Pump WRL080	A Max	14,5		
GRADO DI PROTEZIONE	Level of protection	IP	2x		
NOTE: NR. LOTTO=	Notes	XXXX			COD ART. 2E00715_0

WRL-E

Constructeur	Maschinenhersteller	NORMA CEI EN 60335-1			
Code Article	Artikelcode	2E01155O_00	03/03/11		
Alimentation	Stromversorgung	3/N/PE - 50 Hz 400V			
Tension Nominale	Nennspannung	V	400	Hz	50
Pompe a Chaleur WRL070	W rmepumpe WRL070	A Max	13,2		
Pompe a Chaleur WRL080	W rmepumpe WRL080	A Max	14,5		
Degrè de protection	Schutzgrad	IP	2x		
Note	Anmerkungen:	XXXX			COD ART. 2E00715_0

REV.10					
REV.9					
REV.8					
REV.7					
REV.6					
REV.5					
REV.4					
REV.3					
REV.2					
REV.1	05/07/11	AGGIUNTA VS	PELOSATO	TREVISAN	PADOVANI
REV.0	26/05/11	EMESSO PER APPROVAZIONE	PELOSATO	TREVISAN	
REV. REV. REV. REV.	DATA DATE DATE DATUM	OGGETTO MODIFICA OBJECT OBJET DAS ARGUMENT	PROGETTATO DESIGNED CONÇU DESIGNED	CONTROLLATO CHECKED APPROUVÉS ANGENOMMENE	APPROVATO APPROVED CONTROLEE KONTROLLIERTE

WRL

NR. DIS. / DRAW NR. / PROJECT / BILD: 11-639

CLIENTE / CUSTOMER / CLIENT / KUNDE

DATA / DATE / DATE / DATUM: 26/05/11

AGGIORNATO / UPDATING / CHANGE / FORTSCHREIBEN

QUADRO / BOARD: 2E01155☐ TABLEAU / SCHALTTAFEL

QUADRO EL. POMPA TRIFASE WRL-E
ELECTRICAL BOARD 3-PHASE PUMP WRL-E
TABLEAU Pompe a Chaleur TRIPHASE WRL-E
WärMEPUMPE SCHALTTAFEL 3-PHASEN WRL-E

COMMESSA / PROJECT NR.: 1100 — TRAVAIL / PROJECT

PROGETTISTA / TECHNICIAN — MAQUETTISTE / DER ENTWERFER

DICHIARAZIONE / DECLARATION — D CLARATION / DER ANSAGEZETTEL: XXXX

	ITALIANO	ENGLISH	FRANCAIS	DEUTSCH
0/1	INTERRUTTORE ACCESO/SPENTO	Switch On Off	Interrupteur On Off	Schalter ein/aus
AE	ALLARME ESTERNO	remote alarm	alarme exterieur	fernstoermeldung
AL	ALLARME	alarm	alarme	alarm
ALDEO	ALLARME DEUMIDIFICATORE	alarm dehumidifier	alarme déshumidificateur	alarm entfeuchter
ALSAN	ALLARME SANITARIO	health alert	alarme la santè	gesundheit alarm
ALIMP	ALLARME CALDAIA/RESISTENZA	boyler/heater alarm	alarme chaudiere/resistance	alrm kessel/elektr. Wiederst nde
BL	BLU	blue	blue	blau
CCP	CONTATTORE COMPRESSORE	compressor contactor	contacteur compresseur	kompressorschuetz
CP	COMPRESSORE	compressor	compresseur	kompressor
CMPO	CONTATTORE MOTOPOMPA	pump contactor	contacteur de pompe	steuersch tz pumpe
RCRE	RELE' CALDAIA/RESISTENZA IMPIANTO	relay boiler / heating system	relay chaudiere/systèm de chauffage	relais kessel/heizung
RCRES	RELE' CALDAIA/RESISTENZA SANITARIO	relay boiler / heating health	relay chaudiere de chauffage de sante'	startsteurung Kessel/Wassertank Wiederst nde
DCP	DISPOSITIVO BASSE TEMPERATURE DEUMIDIFICATORE	low ambient temperature device dehumidifier	dispositif pour basse temperature dehumidificateur	winterregelung entfeuchters
DRE	AVVIATORE	softstarter	demarreur	anlasser
F	FUSIBILE	fuse	fusible	sicherung
FRC	FILTRO ANTIDISTURBO	Interference suppressor	antiparasitage	Funkentstörung
IG	INTERRUTTORE GENERALE	Mian switch	Interrupteur général	Hauptschalter
L	FASE DI ALIMENTAZIONE	phase of power supply	phase de alimentation	phasen vom Stromversorgung
M	MORSETTIERA	clamps	bornes	klemmen
MA	MARRONE	brown	marron	braun
MCN	MORSETTIERA DI COMANDO	control clamps	bornes de commande	startsteuerung klemmen
MPO	MOTOPOMPA EVAPORATORE	evaporator pump	pompe évaporateur	verdampfer pumpe
R	COMANDO CONDENSATORE	condensator start	commande de condensateur	startsteuerung kondensator
MPO3	MOTOPOMPA SANITARIO	water tank pump	pompe pour ballon ECS	pumpe im Wassertank
MRTF	MORSETTIERA REG. TAGLIO DI FASE	governor-cut phase clamps	bornes de governeur coupe phase	klemmen der governeur cut-phase
MSN	MORSETTIERA DI SEGNALE	signal clamps	bornes de signal	signal klemmen
MTA	MAGNETOTERMICO AUSILIARI	auxiliary services magneto-thermal	magneto-thermique services auxiliaires	schalter f r Zubeh re
MTMPO	MAGNETOTERMICO POMPA	pump magneto-thermal	magneto-thermique de pompe	schalter f r pumpe
MTCP	MAGNETOTERMICO COMPRESSORE	compressor magneto-thermal	magnetho-thermique compresseur	motorschutzschalter kompressor
MTR	INTERRUTTORE RISCALDATORE	Heater switch	magneto-thermique Chauffage	Heizvorrichtung schalter
N	NEUTRO DI ALIMENTAZIONE	neutral of power supply	neutre de alimentation	neutral vom Stromversorgung
NE	NERO	black	noir	schwarz
PE	COLLEGAMENTO DI TERRA	grounded	mise à la terre	erdungskontakt
PD	PRESSOSTATO DIFFERENZIALE	differential pressure switch	pressostat différentiel	druckdifferenzschalter
PDH	PRESSOSTATO DIFFERENZIALE	differential pressure switch	pressostat différentiel	druckdifferenzschalter
RPMIX1	RELE' POMPA ZONA 1	relay pump zone 1	relais pompe de zone 1	relay pumpe in zone 1
PR	PANNELLO REMOTO	remote panel	commande a distance	remote panel
R	RELE'	rele'	relais	relais
RAP	RELE' ALTA PRESSIONE	"hight pressure" relay	Relais haute pression	hockdruckrelais
RC	RESISTENZA OLIO COMPRESSORE	compressor oil heater	résistance huile CP	kubelwannenheizung
RCP	RELE' COMPRESSORE	air compressor rele'	relais de compresseur	kompressor relais
RCS	RELE' CONTROLLO SEQUENZA	phase sequence relay	relais sequenciel	relais phasenreihenfolge
RE	RESISTENZA ANTIGELO	antifreeze resistances	résistance antigel	einfrierverh tend Wiederst nde
RER	ANTIGELO RECUPERO	antifreeze recovery	recouvrement antigel	antifreeze recovery
RMPO	RELE' MOTOPOMPA	pump rele'	relais de pompe	pumpe relais
RI	RISCALDATORE	heating device	chauffage	heizvorrichtung
RVSE	RELE' VALVOLA ECONOMIZER	economizer rele'	relais de economizer	economizer relais
RX	RESISTENZA BACINELLA	tray resistance	résistance de bassins	tropfschale Wiederst nde
SET	SECONDO SET	second set	second set	zweite set
SIC	CATENA SICUREZZE	thermal emergencies	thermiques sécurité	sicherheit spannungsreiche
TEP	RELE' RITARDATO	delayed rele'	relais retard	zeit relais
TGP	TERMOSTATO GAS PREMENTE	discharge gas thermostat	thermostat de gaz de décharge	Druckgas Thermostat
TR	TRASFORMATORE	Transformator	trasformateur	Transformator
TP	TRASDUTTORE DI PRESSIONE	pressure transducer	transducteur pression	drucktransmitter
TSME	TERMOSTATO MECCANICO	mechanical thermostat	Thermostat mécanique	thermischer mechanische
TSRE	TERMOSTATO RESISTENZE ANTIGELO	antifreeze resistances thermostat	thermostat de résistance antigel	einfrierverh tend Wiederst nde thermischer
TSRI	TERMOSTATO SICUREZZA RISCALDATORE	heating device safety thermostat	thermostat de sécurité chauffage	sicherheit heizvorrichtung thermischer
TSVSE	TERMOSTATO ECONOMIZER	economizer thermostat	Thermostat economizer	thermischer economizer
TV	TERMICA VENTILATORE	thermistor fan coil	thermistance ventilateur	thermistor gebl se
V3VF	VALVOLA A 3 VIE FREECOOLING	three-way valve freecooling	vanne à trois voies freecooling	dreiwegeventil freecooling
V3VS	VALVOLA A 3 VIE SANITARIO	three-way valve health	vanne à trois voies de santé	dreiwegeventil gesundheit
VIC	VALVOLA INVERSIONE CICLO	reversel cycle valve	vanne inversion de cycle	umkehrventil
VLS	VALVOLA INTERCETTAZIONE LIQUIDO	electrovalve liquid interception	électrovalve interception de liquide	liquid abfangen magnetventil
VMD	VALVOLA MODULANTE A 2 VIE	2-way modulating valve	Vanne modulante à deux voies	Modulierendes Zwei-Wege-Ventil
VMS	VALVOLA MODULANTE SANITARIO	modulating valve health	Modulation de la santé valve	RegelVentil gesundheit
VMIX1	VALVOLA MISCELATRICE ZONA 1	mixing valve zone 1	Vanne de zone de melange 1	mischerVentil zone 1
VS	VALVOLA SOLENOIDE	electrovalve	électrovalve	elektroventil
VSE	VALVOLA SOLENOIDE ECONOMIZER	electrovalve economizer	électrovalve economizer	elektroventil economizer

	ITALIANO	ENGLISH	FRANCAIS	DEUTSCH
AP	PRESSOSTATO DI ALTA	"hight pressure" control	pressostat "haut pression"	hochdruckpressostat
BP	PRESSOSTATO DI BASSA	pressure switch "low pressure"	pressostat "basse pression"	druckschalter "niedrig druck"
FL	FLUSSOSTATO	flowswitch	fluxostat	stroemungswaechter
EXV	VALVOLA ELETTROINCA	electronic electrovalve	commande de électrovalve electronique	startsteuerung ventilelektronic
FLGEO	FLUSSOSTATO GEOTERMICO	geothermal flowswitch	débithètre géothermie	Geothermie str mungsschalter
FLIMP	FLUSSOSTATO IMPIANTO	system flowswitch	débithètre de systèm	Anlage str mungsschalter
MAP	MORSETTIERA PRESSOSTATO DI ALTA	pressure switch "hight pressure" clamps	bornes de pressostat "gran pression"	druckschalter "hock druck" klemmen
MBP	MORSETTIERA PRESSOSTATO DI BASSA	pressure switch "low pressure" clamps	bornes de pressostat "basse pression"	druckschalter "niedrig druck" klemmen
KSAE	SONDA ARIA ESTERNA	ambient air probe	sonde air exterieur	aubenluftfuehler
SAC	SONDA ASPIRAZIONE COMPRESSORE	air compressor suction probe	sonde d' aspiration de compresseur	kompressor saugsonde
SIIM	SONDA INGRESSO IMPIANTO	input system probe	sonde de entrées installation	sensor zwei anlage
SGP	SONDA GAS PREMENTE	discharge pipe sensor	sonde sur refoulement	f hler-druckleitung
SIGEO	SONDA INGRESSO GEOTERMICO	input geothermal probe	sonde entree géothermique	geothermie sensor
SIW	SONDA INGRESSO ACQUA EVAPORATORE	water inlet probe evaporator	sonde entree eau évaporateur	f hler-wassereintritt verdampfer
SRIM	SONDA RITORNO IMPIANTO	output system probe	sonde de sorties installation	Ausgang Wärmetauscher sensor
SSAN	SONDA SANITARIO	probe health	sonde de santé	probe gesundheit
SSR	COMANDO RELE' STATO SOLIDO	solid state relays control	commande relais statique	solid state relais startsteuerung
SUGEO	SONDA USCITA GEOTERMICO	output geothermal probe	sonde sortie géothermique	ausgang erdw rmesonde
SUIM	SONDA USCITA IMPIANTO	output system probe	sonde sortie installation	sensor ausgang anlage
SUW	SONDA USCITA ACQUA EVAPORATORE	water outlet probe evaporator	sonde sortie eau évaporateur	f hler-wasseraustritt verdampfer
SSM	SONDA VALVOLA MISCELATRICE	mixing valve probe	sonde robinet mélange	mischerventil probe
TAP	TRASDUTTORE ALTA PRESSIONE	hight pressure trasducer	trasducteur haute pression	HD-drucktransmitter
TBP	TRASDUTTORE BASSA PRESSIONE	low pressure trasducer	trasducteur basse pression	ND-drucktransmitter

MPO-B	POMPA STANDARD	Standard pump	Pompe standard	Pump standard
MPO-U	POMPA MAGGIORATA	Increased pump	Pompe avec augmentation	Pump Erhöhten Volumenstrom

	COMPONENTI FORNITI COME OPTIONAL	components supplied as an option	composants fournis en option	Komponenten geliefert als Option
	COMPONENTI NON FORNITI	components not supplied	composants non fournis	Komponenten nicht im Lieferumfang enthalten
	COLLEGAMENTI DA ESEGUIRE IN CANTIERE	connections to be made in field	connexions à effectuer sur le site	anschl sse auf ort vorgenommen werden

WRL

CLIENTE / CUSTOMER / CLIENT / KUNDE

QUADRO / BOARD: QUADRO EL. POMPA TRIFASE WRL-E - 2E01155() / ELECTRICAL BOARD 3-PHASE PUMP WRL-E - 2E01155()

TABLEAU / SCHALTTAFEL: TABLEAU Pompe a Chaleur TRIPHASE WRL-E - 2E01155() / W?RMEPUMPE SCHALTTAFEL 3-PHASEN WRL-E - 2E01155()

DATA / DATE / DATUM	AGGIORNATO / UPDATING / CHANG? FORTSCHREIBEN	PROGETTISTA / TECHNICIAN / MAQUETTISTE DER ENTWERFER	NR. DIS. / DRAW NR. / PROJECT BILD	DICHIARAZIONE N° / DECLARATION NR. / D?CLARATION DER ANSAGEZETTEL	COMMESSA / PROJECT NR. / TRAVAIL PROJECT
26/05/11		P.E.	11-639	XXXX	1100

FOGLIO / PAGE	2	PAGE / SEITE	
SEGUE / NEXT PAGE	4	SUITE / WEITER	
TOT. FOGLI / TOTAL PAGES	33	TOTAL FEUILLES / BL?TTER GESAMT	

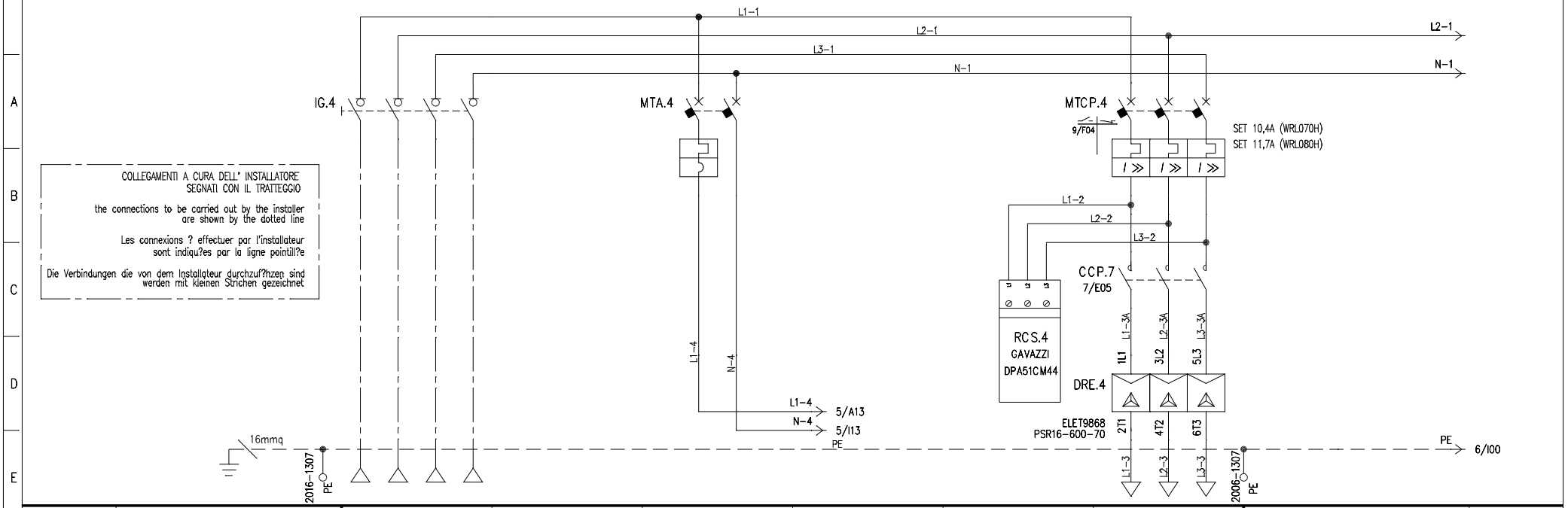

	DENOMINAZIONE name	GENERALE QUADRO general knife switch disjoncteur général hauptschalter		CIRCUITI AUX 230V auxiliary services services auxiliaires schalter f r Zubeh re		CONTR.SEQUENZA FASI phase sequence rele' relais ordre des phases phasenfolge relais	COMPRESSORE CP.4 air compressor CP.4 compresseur CP.4 kompressor CP.4		nomenclature betrieb art	utilisateur users
UTENZA utility	TIPO type	POT.TOT. total power kW							kW macht insgesamt puissance totale / typ type	
	POTENZA power kW	Ib A						10,4 – 11,7	A aufgenommene stromung courant Ib / kW aufgenommene leistung puissance	
	COEF. CONTEMP. factor of contemporary	COS f							COS f / quoten der zeitgen ssischen facteur de contemporain	
INTERRUTTORE O SEZIONATORE automatic switch disconnect switch	COSTRUTTORE manufacture corporation		ABB SACE		ABB SACE		ABB SACE		maschinenhersteller constructeur	disjoncteur or sectionneur leistungsschalter oder trennschalter
	TIPO type		OT25F4N2		SN201C10		MS116/16		typ type	
	N.POLI n. of poles	In A	4	25	1+N	10	3	16	A In / anzahl von stangen nombre des p les	
	Ith A	Idn A			10		10–16		A Idn / A Ith	
	Im (o curva)(curve) A	Pdi interruption power kA			C	Icn=6	9,6–14,4 xIn	Icu=50	kA abschaltle'stung pouvoir de interruption / A (kurve) Im (courbe)	
FUSIBILE fuse	TIPO type								typ type	fusible sicherung
	CALIBRO caliber A								A kaliber taille	
CONTATTORE contactor	TIPO type						ABB A16-30-01/230		typ type	contacteur steuersch tz
	In A	Pn kW					16 AC-3		kW Pn / A In	
RELE' TERMICO relay thermal	TIPO type								typ type	relais thermique relais thermische
	TARATURA calibration A								A eichung calibrage	
LINEA DI POTENZA power line	TIPO CAVO cable type								linie art type de c ble	ligne électrique linie der macht
	FORMAZIONE section								abschnitt kabel c ble section	
	LUNGHEZZA length m								m kable-l nge longeur	
	Iz A								A Iz	
	Cdt a Ib v.d. %	Cdt tot. a Ib total v.d. %							% einem spannungsabfall Cdt tot. a Ib / % spannungsabfall Cdt a Ib	
	Zk mê	Zs mê							mê Zs / mê Zk	
	Ik trifase/monof. 3/1-phase kA	Ik1 fase/terra phase/earth kA							kA Ik1 phase/erde Ik1 phase/terre / kA Ik drei-phase/ single-phase Ik trois-phase/ mono-phase	

WRL

CLIENTE / CUSTOMER — CLIENT / KUNDE

QUADRO / BOARD: QUADRO EL. POMPA TRIFASE WRL-E – 2E01155() / ELECTRICAL BOARD 3-PHASE PUMP WRL-E – 2E01155()

TABLEAU / SCHALTTAFEL: TABLEAU Pompe a Chaleur TRIPHASE WRL-E – 2E01155() / W RMEPUMPE SCHALTTAFEL 3-PHASEN WRL-E – 2E01155()

DATA / DATE / DATUM	AGGIORNATO / UPDATING / CHANG? / FORTSCHREIBEN	PROGETTISTA / TECHNICIAN / MAQUETTISTE / DER ENTWERFER	NR. DIS. / DRAW NR. / PROJECT / BILD	DICHIARAZIONE N° / DECLARATION NR. / D?CLARATION / DER ANSAGEZETTEL	COMMESSA / PROJECT NR. / TRAVAIL / PROJECT
26/05/11		P.E.	11-639	XXXX	1100

FOGLIO / PAGE / PAGE / SEITE	4	SEGUE / NEXT PAGE / SUITE / WEITER	4A
TOT. FOGLI / TOTAL PAGES / TOTAL FEUILLES / BL?TTER GESAMT	33		

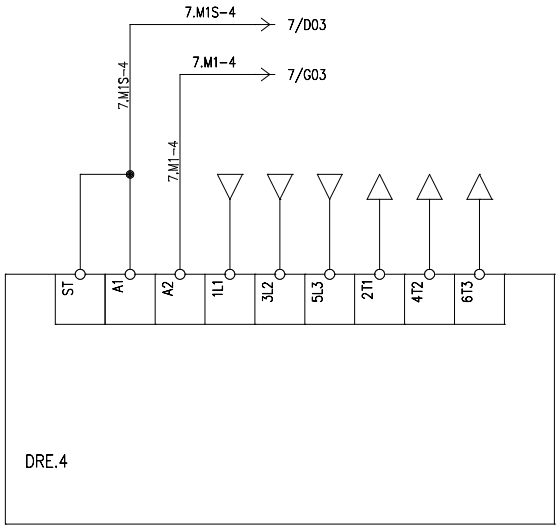

AVVIATORE
softstart
demarreur
anlasser

1 RAMP time START : 1sec
2 RAMP time STOP : 0,5sec
3 initial voltage : 40%

WRL025/030	PSR9-600-70
WRL040/050	PSR12-600-70
WRL070/080	PSR16-600-70

WRL

CLIENTE / CUSTOMER / CLIENT / KUNDE

QUADRO / BOARD: QUADRO EL. POMPA TRIFASE WRL-E - 2E01155() / ELECTRICAL BOARD 3-PHASE PUMP WRL-E - 2E01155()

TABLEAU / SCHALTTAFEL: TABLEAU Pompe a Chaleur TRIPHASE WRL-E - 2E01155() / W RMEPUMPE SCHALTTAFEL 3-PHASEN WRL-E - 2E01155()

DATA / DATE / DATUM	AGGIORNATO / UPDATING / CHANG? FORTSCHREIBEN	PROGETTISTA / TECHNICIAN / MAQUETTISTE DER ENTWERFER	NR. DIS. / DRAW NR. / PROJECT BILD	DICHIARAZIONE N° / DECLARATION NR. / D?CLARATION DER ANSAGEZETTEL	COMMESSA / PROJECT NR. / TRAVAIL PROJECT
26/05/11		P.E.	11-639	XXXX	1100

FOGLIO / PAGE	4A	PAGE / SEITE	
SEGUE / NEXT PAGE	4B	SUITE / WEITER	
TOT. FOGLI / TOTAL PAGES	33	TOTAL FEUILLES / BL?TTER GESAMT	

IN ALTERNATIVA
alternative
alternative
alternative

Gavazzi DPA51CM44
L1 = L1
L2 = L2
L3 = L3
rele'
11 = com
14 = N.O.
12 = N.C.

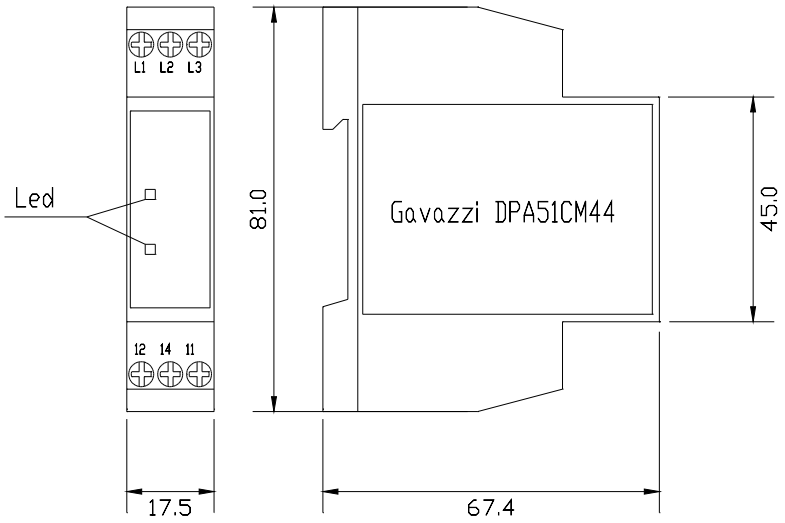

RCS.4

SEQUENZIMETRO
phase sequence rele'
relais ordre des phases
phasenfolge relais

IN ALTERNATIVA
alternative
alternative
alternative

Finder 72.31.8.400.0000
A1 = L1
A2 = L2
A3 = L3
rele'
11 = com
14 = N.O.
12 = N.C.

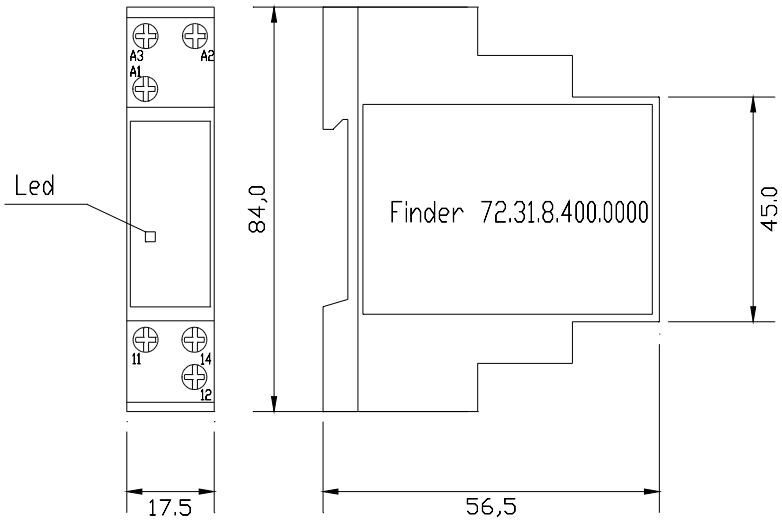

RCS.4

SEQUENZIMETRO
phase sequence rele'
relais ordre des phases
phasenfolge relais

WRL

CLIENTE / CUSTOMER / CLIENT / KUNDE

QUADRO / BOARD: QUADRO EL. POMPA TRIFASE WRL-E – 2E01155() / ELECTRICAL BOARD 3-PHASE PUMP WRL-E – 2E01155()

TABLEAU / SCHALTTAFEL: TABLEAU Pompe a Chaleur TRIPHASE WRL-E – 2E01155() / W RMEPUMPE SCHALTTAFEL 3-PHASEN WRL-E – 2E01155()

DATA / DATE / DATUM	AGGIORNATO / UPDATING / CHANG? FORTSCHREIBEN	PROGETTISTA / TECHNICIAN / MAQUETTISTE DER ENTWERFER	NR. DIS. / DRAW NR. / PROJECT BILD	DICHIARAZIONE N° / DECLARATION NR. / D?CLARATION DER ANSAGEZETTEL	COMMESSA / PROJECT NR. / TRAVAIL PROJECT
26/05/11		P.E.	11-639	XXXX	1100

FOGLIO / PAGE	4B	PAGE / SEITE	
SEGUE / NEXT PAGE	5	SUITE / WEITER	
TOT. FOGLI / TOTAL PAGES	33	TOTAL FEUILLES / BL?TTER GESAMT	

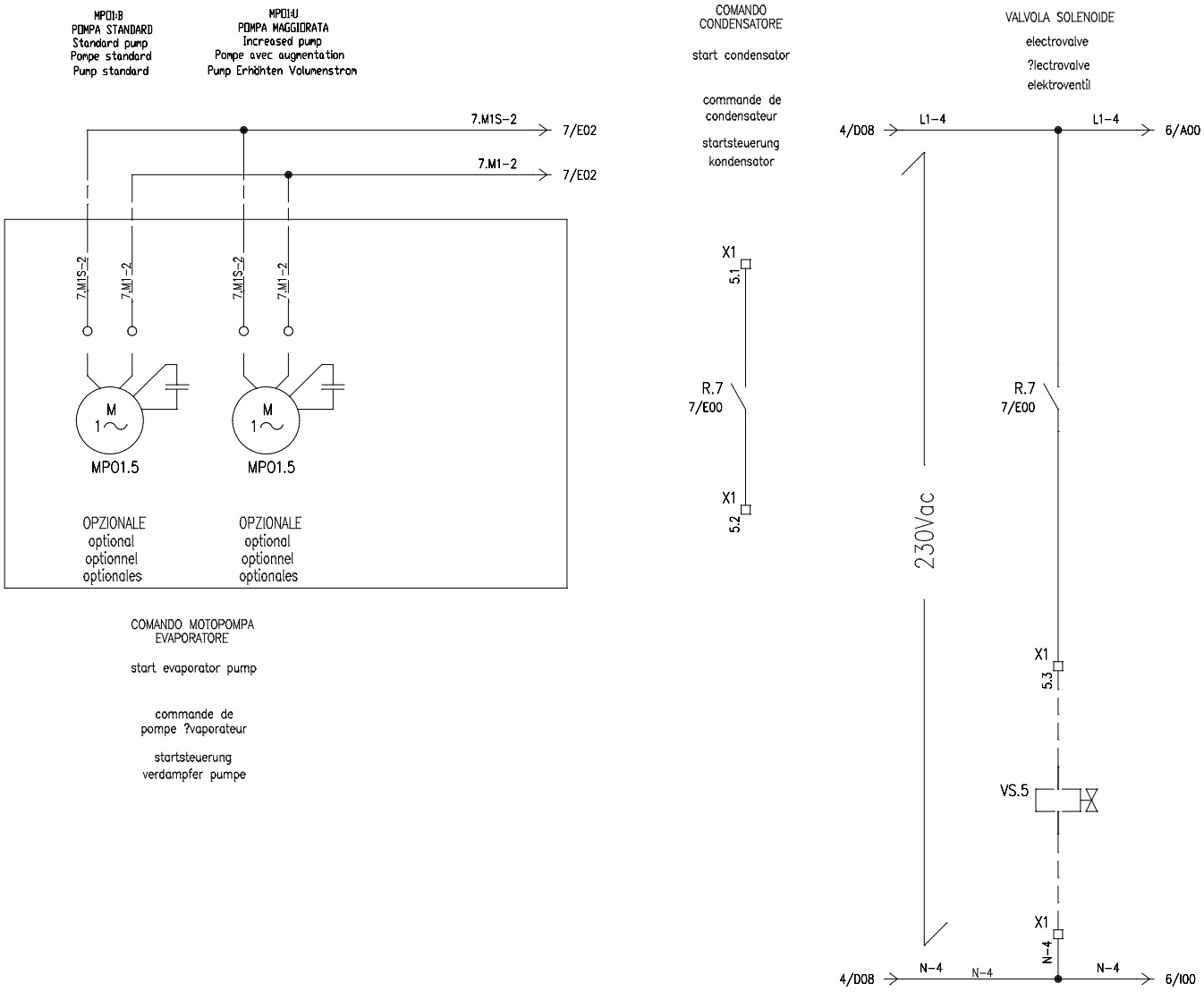

WRL

CLIENTE / CUSTOMER — CLIENT / KUNDE

QUADRO / BOARD: QUADRO EL. POMPA TRIFASE WRL-E – 2E01155() / ELECTRICAL BOARD 3-PHASE PUMP WRL-E – 2E01155()

TABLEAU / SCHALTTAFEL: TABLEAU Pompe a Chaleur TRIPHASE WRL-E – 2E01155() / W RMEPUMPE SCHALTTAFEL 3-PHASEN WRL-E – 2E01155()

DATA / DATE / DATUM	AGGIORNATO / UPDATING / CHANG? FORTSCHREIBEN	PROGETTISTA / TECHNICIAN / MAQUETTISTE DER ENTWERFER	NR. DIS. / DRAW NR. / PROJECT BILD	DICHIARAZIONE N° / DECLARATION NR. / D?CLARATION DER ANSAGEZETTEL	COMMESSA / PROJECT NR. / TRAVAIL PROJECT
26/05/11		P.E.	11-639	XXXX	1100

FOGLIO / PAGE	5	PAGE / SEITE	
SEGUE / NEXT PAGE	6	SUITE / WEITER	
TOT. FOGLI / TOTAL PAGES	33	TOTAL FEUILLES / BL?TTER GESAMT	

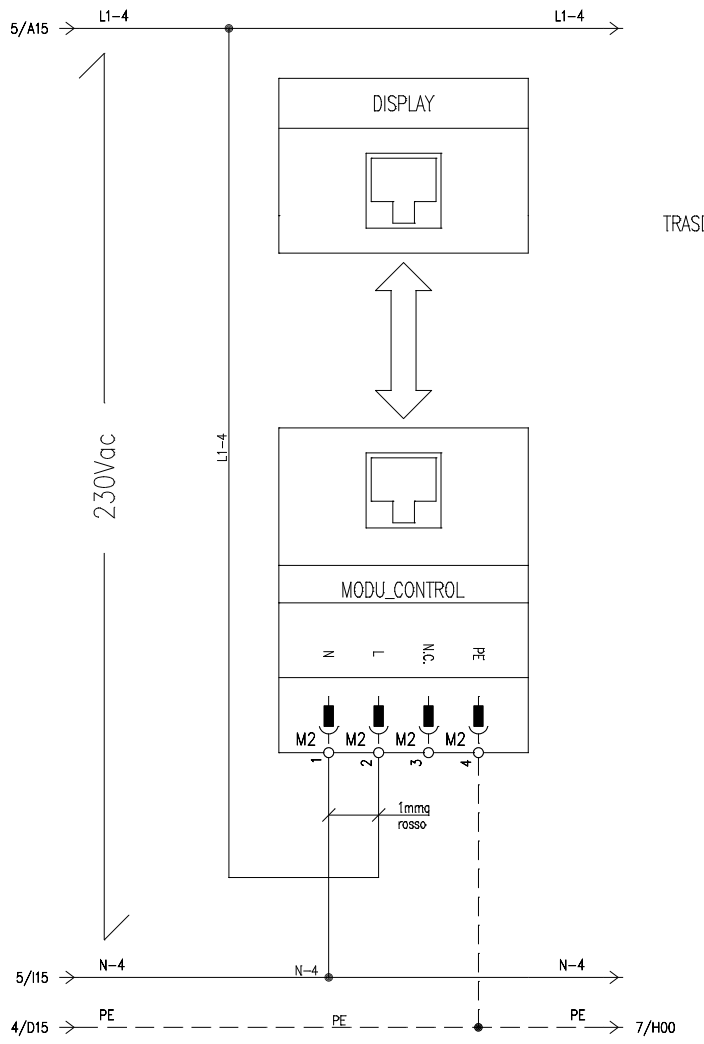

CONFIGURAZIONE DIP WRL
TRASDUTTORE DI PRESSIONE ASSENTE

DIP	
1	OFF
2	OFF
3	OFF
4	OFF
5	ON
6	OFF
7	OFF
8	OFF
9	OFF
10	OFF
11	OFF
12	non usato

CONFIGURAZIONE DIP WRL
TRASDUTTORE DI PRESSIONE PRESENTE

7	ON

WRL

CLIENTE / CUSTOMER / CLIENT / KUNDE

QUADRO / BOARD: QUADRO EL. POMPA TRIFASE WRL-E – 2E01155() / ELECTRICAL BOARD 3-PHASE PUMP WRL-E – 2E01155()

TABLEAU / SCHALTTAFEL: TABLEAU Pompe a Chaleur TRIPHASE WRL-E – 2E01155() / W RMEPUMPE SCHALTTAFEL 3-PHASEN WRL-E – 2E01155()

DATA / DATE / DATUM	AGGIORNATO / UPDATING / CHANG? FORTSCHREIBEN	PROGETTISTA / TECHNICIAN / MAQUETTISTE DER ENTWERFER	NR. DIS. / DRAW NR. / PROJECT BILD	DICHIARAZIONE N° / DECLARATION NR. / D?CLARATION DER ANSAGEZETTEL	COMMESSA / PROJECT NR. / TRAVAIL PROJECT
26/05/11		P.E.	11-639	XXXX	1100

FOGLIO / PAGE	6	PAGE / SEITE
SEGUE / NEXT PAGE	7	SUITE / WEITER
TOT. FOGLI / TOTAL PAGES	33	TOTAL FEUILLES / BL?TTER GESAMT

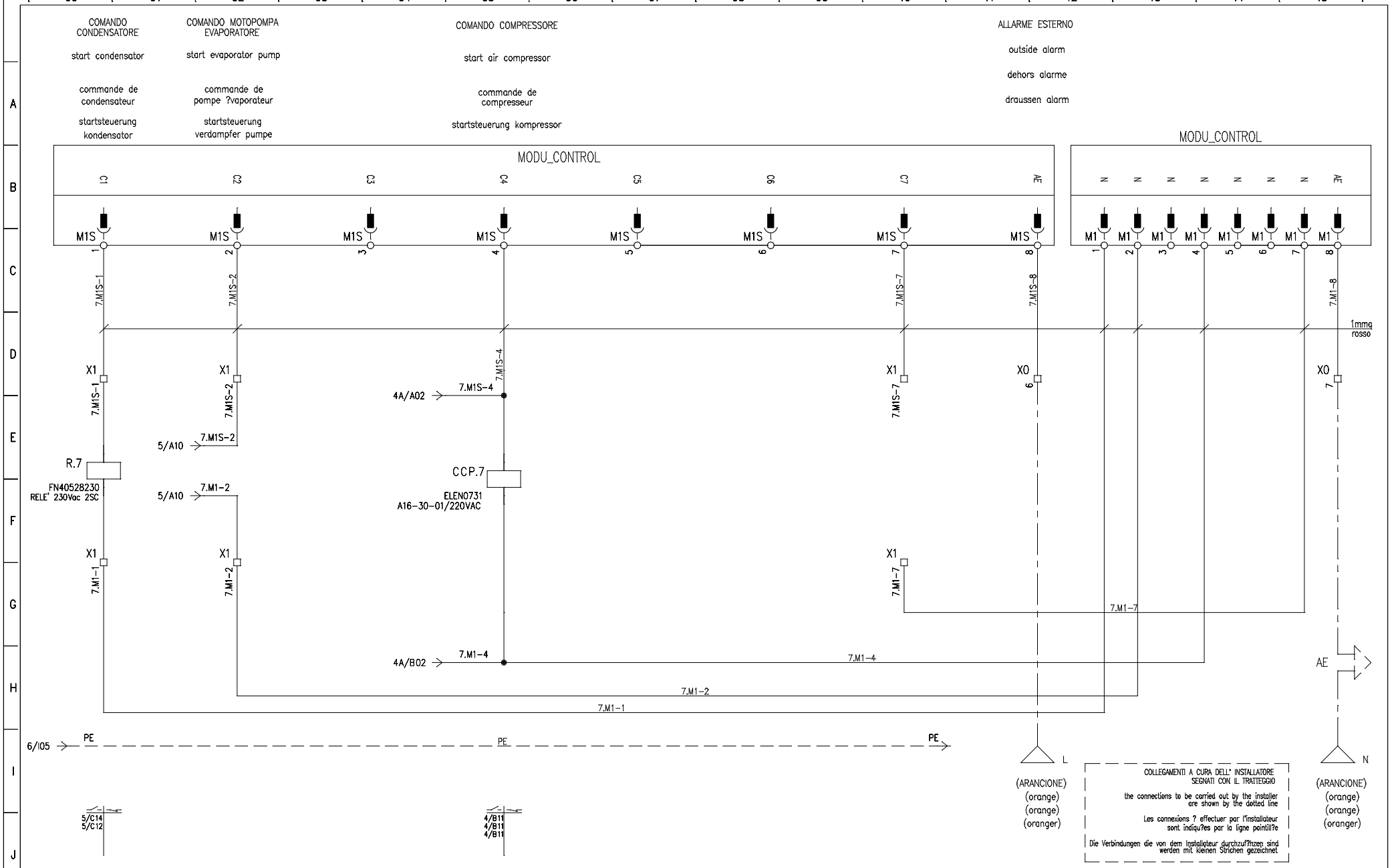

WRL	CLIENTE / CUSTOMER / CLIENT / KUNDE	QUADRO / BOARD: QUADRO EL. POMPA TRIFASE WRL-E – 2E01155() / ELECTRICAL BOARD 3-PHASE PUMP WRL-E – 2E01155()	TABLEAU / SCHALTTAFEL: TABLEAU Pompe a Chaleur TRIPHASE WRL-E – 2E01155() / W RMEPUMPE SCHALTTAFEL 3-PHASEN WRL-E – 2E01155()				FOGLIO / PAGE / SEITE: 7	
		DATA / DATE / DATUM: 26/05/11	AGGIORNATO / UPDATING / CHANG? / FORTSCHREIBEN	PROGETTISTA / TECHNICIAN / MAQUETTISTE / DER ENTWERFER: P.E.	NR. DIS. / DRAW NR. / PROJECT / BILD: 11-639	DICHIARAZIONE N° / DECLARATION NR. / D?CLARATION / DER ANSAGEZETTEL: XXXX	COMMESSA / PROJECT NR. / TRAVAIL / PROJECT: 1100	SEGUE / NEXT PAGE / SUITE / WEITER: 8
							TOT. FOGLI / TOTAL PAGES / TOTAL FEUILLES / BLATTER GESAMT: 33	

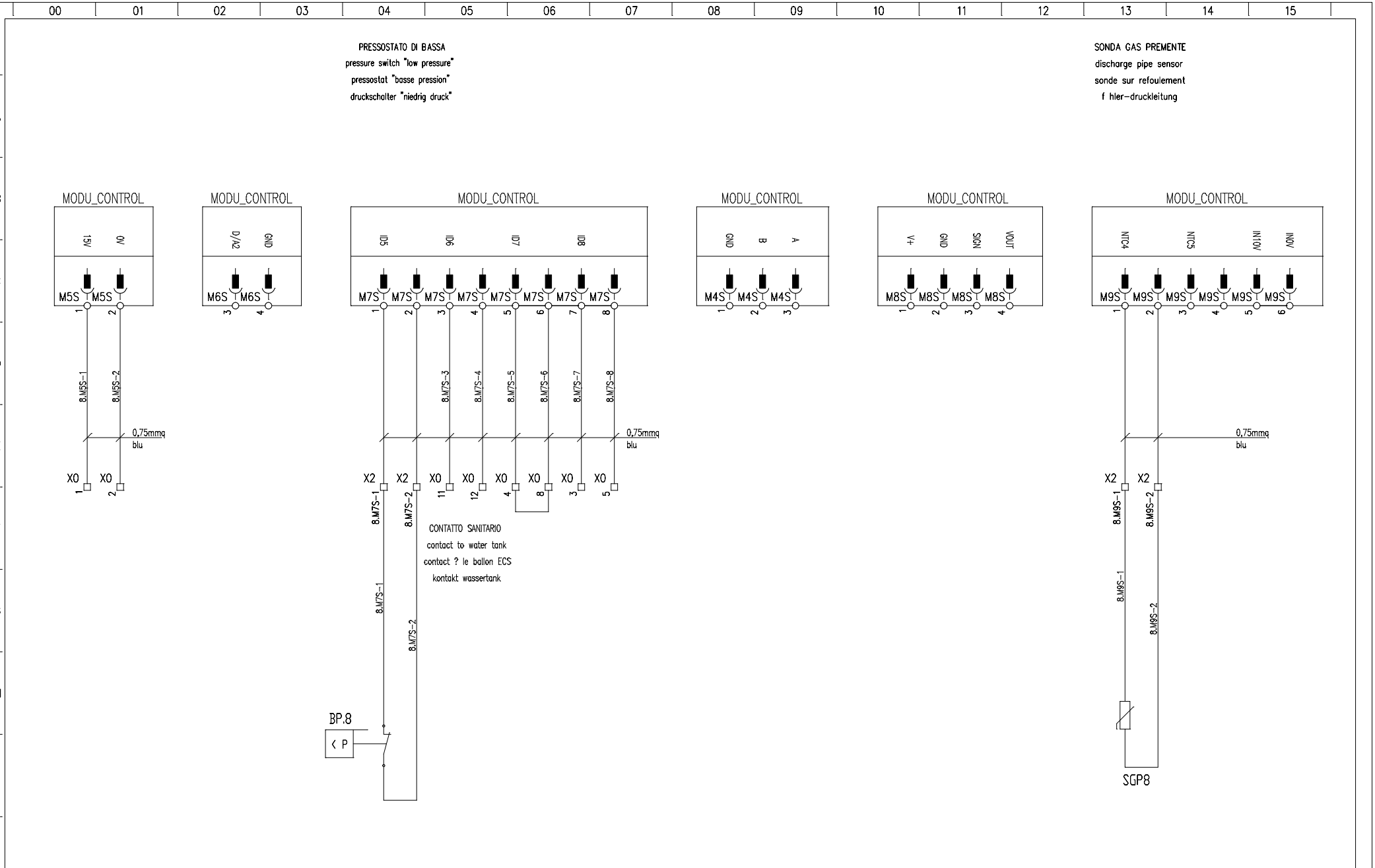

WRL	CLIENTE / CUSTOMER / CLIENT / KUNDE	QUADRO / BOARD: QUADRO EL. POMPA TRIFASE WRL-E – 2E01155() / ELECTRICAL BOARD 3-PHASE PUMP WRL-E – 2E01155()	TABLEAU / SCHALTTAFEL: TABLEAU Pompe a Chaleur TRIPHASE WRL-E – 2E01155() / W RMEPUMPE SCHALTTAFEL 3-PHASEN WRL-E – 2E01155()				FOGLIO / PAGE / PAGE / SEITE: 8
		DATA / DATE / DATE / DATUM: 26/05/11	AGGIORNATO / UPDATING / CHANG? / FORTSCHREIBEN	PROGETTISTA / TECHNICIAN / MAQUETTISTE / DER ENTWERFER: P.E.	NR. DIS. / DRAW NR. / PROJECT / BILD: 11-639	DICHIARAZIONE N° / DECLARATION NR. / D?CLARATION / DER ANSAGEZETTEL: XXXX	COMMESSA / PROJECT NR. / TRAVAIL / PROJECT: 1100
							SEGUE / NEXT PAGE / SUITE / WEITER: 9
							TOT. FOGLI / TOTAL PAGES / TOTAL FEUILLES / BL?TTER GESAMT: 33

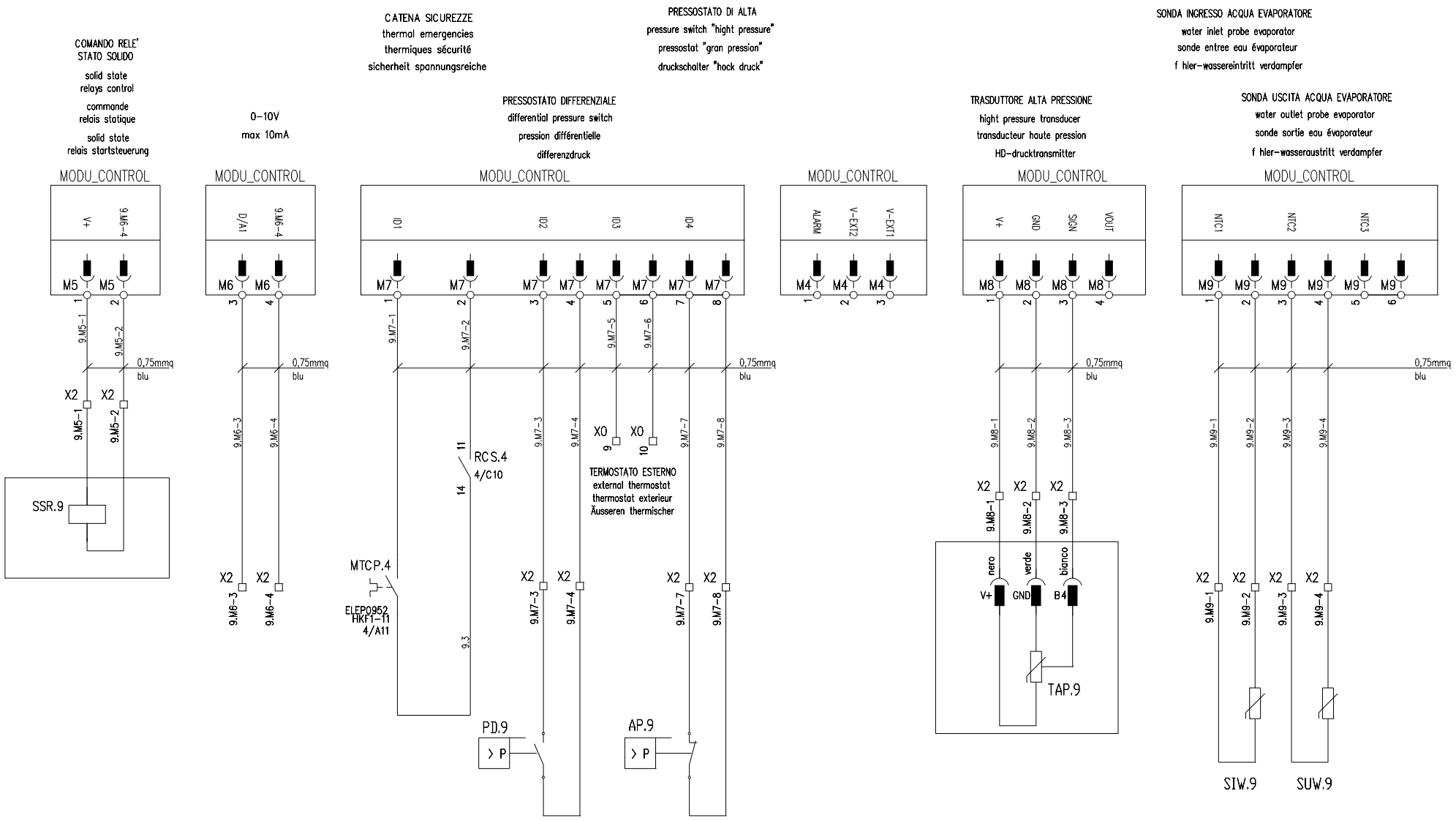

WRL	CLIENTE / CUSTOMER	CLIENT / KUNDE	QUADRO / BOARD	QUADRO EL. POMPA TRIFASE WRL-E - 2E01155() / ELECTRICAL BOARD 3-PHASE PUMP WRL-E - 2E01155()	TABLEAU / SCHALTTAFEL	TABLEAU Pompe a Chaleur TRIPHASE WRL-E - 2E01155() / W RMEPUMPE SCHALTTAFEL 3-PHASEN WRL-E - 2E01155()	FOGLIO / PAGE	9	PAGE / SEITE
			DATA / DATE / DATUM	26/05/11	AGGIORNATO / UPDATING / CHANG? / FORTSCHREIBEN		SEGUE / NEXT PAGE	10	SUITE / WEITER
			PROGETTISTA / TECHNICIAN / MAQUETTISTE / DER ENTWERFER		NR. DIS. / DRAW NR. / PROJECT / BILD	11-639	TOT. FOGLI / TOTAL PAGES	33	TOTAL FEUILLES / BL?TTER GESAMT
			DICHIARAZIONE N° / DECLARATION NR. / D?CLARATION / DER ANSAGEZETTEL	XXXX	COMMESSA / PROJECT NR. / TRAVAIL / PROJECT	1100			

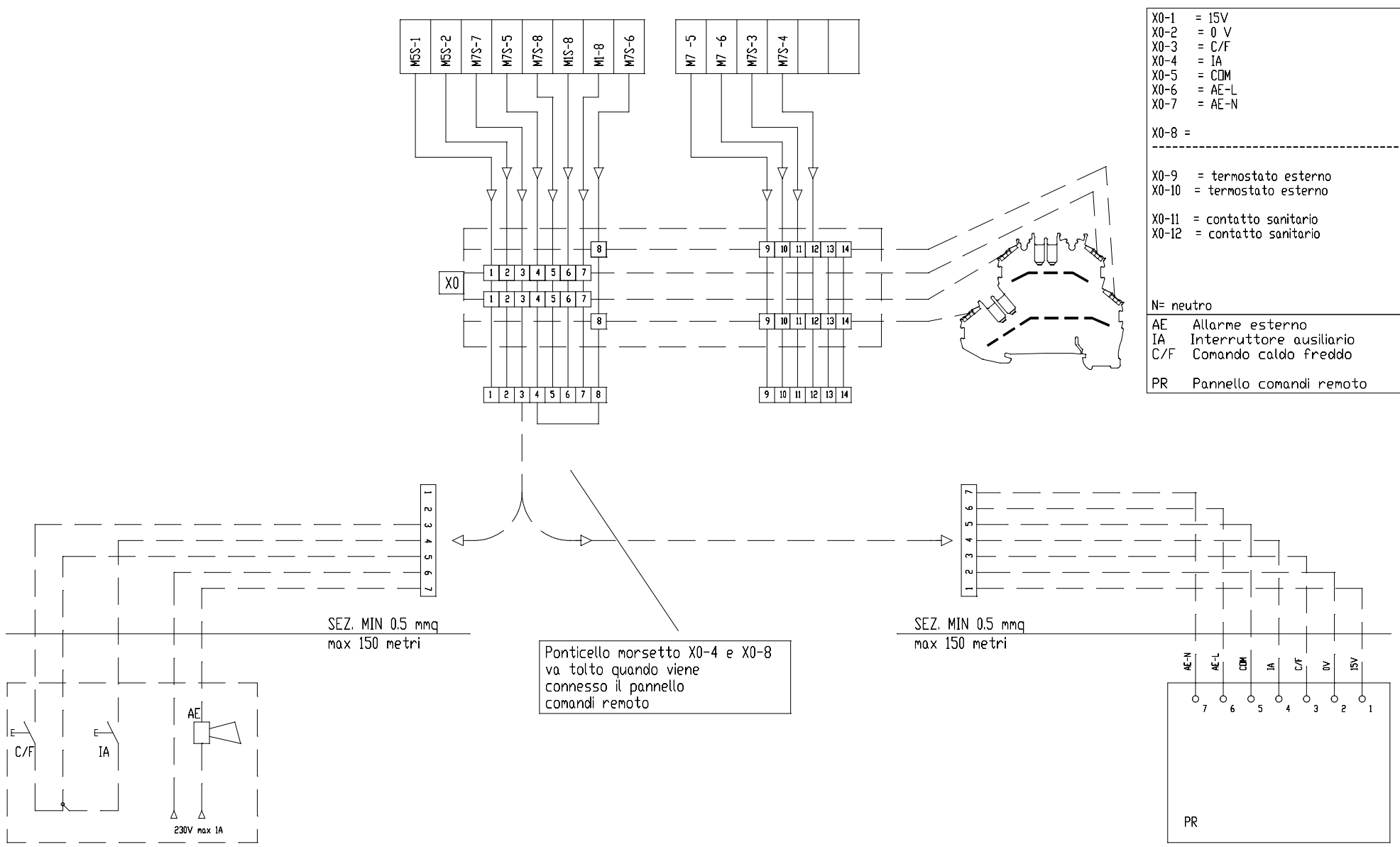

WRL	CLIENTE / CUSTOMER	CLIENT / KUNDE	QUADRO / BOARD	QUADRO EL. POMPA TRIFASE WRL-E – 2E01155() / ELECTRICAL BOARD 3-PHASE PUMP WRL-E – 2E01155()	TABLEAU / SCHALTTAFEL	TABLEAU Pompe a Chaleur TRIPHASE WRL-E – 2E01155() / W RMEPUMPE SCHALTTAFEL 3-PHASEN WRL-E – 2E01155()	FOGLIO / PAGE	10	PAGE / SEITE		
			DATA / DATE	DATE / DATUM	AGGIORNATO / UPDATING	CHANG? / FORTSCHREIBEN	PROGETTISTA / TECHNICIAN	MAQUETTISTE / DER ENTWERFER	NR. DIS. / DRAW NR.	PROJECT / BILD	DICHIARAZIONE N° / DECLARATION NR.	D?CLARATION / DER ANSAGEZETTEL	COMMESSA / PROJECT NR.	TRAVAIL / PROJECT	SEGUE / NEXT PAGE	12	SUITE / WEITER
			26/05/11						11-639		XXXX		1100		TOT. FOGLI / TOTAL PAGES	33	TOTAL FEUILLES / BLATTER GESAMT

MORSETTO DOPPIO G/V 2,5mmq MOLLA PE WAGO 2002-2207

MORSETTI DOPPI 2,5mmq MOLLA WAGO 2002-2201

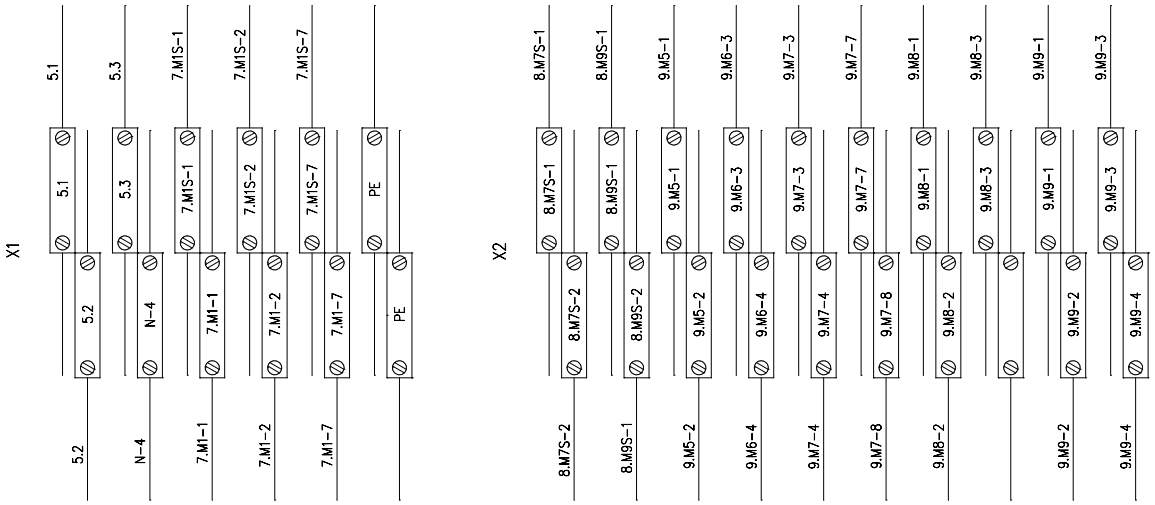

WRL	CLIENTE / CUSTOMER / CLIENT / KUNDE	QUADRO / BOARD: QUADRO EL. POMPA TRIFASE WRL-E - 2E01155() / ELECTRICAL BOARD 3-PHASE PUMP WRL-E - 2E01155()	TABLEAU / SCHALTTAFEL: TABLEAU Pompe a Chaleur TRIPHASE WRL-E - 2E01155() / W RMEPUMPE SCHALTTAFEL 3-PHASEN WRL-E - 2E01155()					FOGLIO / PAGE / PAGE / SEITE: 12	
		DATA / DATE / DATE / DATUM: 26/05/11	AGGIORNATO / UPDATING / CHANG? / FORTSCHREIBEN	PROGETTISTA / TECHNICIAN / MAQUETTISTE / DER ENTWERFER: P.E.	NR. DIS. / DRAW NR. / PROJECT / BILD: 11-639	DICHIARAZIONE N° / DECLARATION NR. / D?CLARATION / DER ANSAGEZETTEL: XXXX	COMMESSA / PROJECT NR. / TRAVAIL / PROJECT: 1100	SEGUE / NEXT PAGE / SUITE / WEITER: 13	
								TOT. FOGLI / TOTAL PAGES / TOTAL FEUILLES / BL?TTER GESAMT: 33	

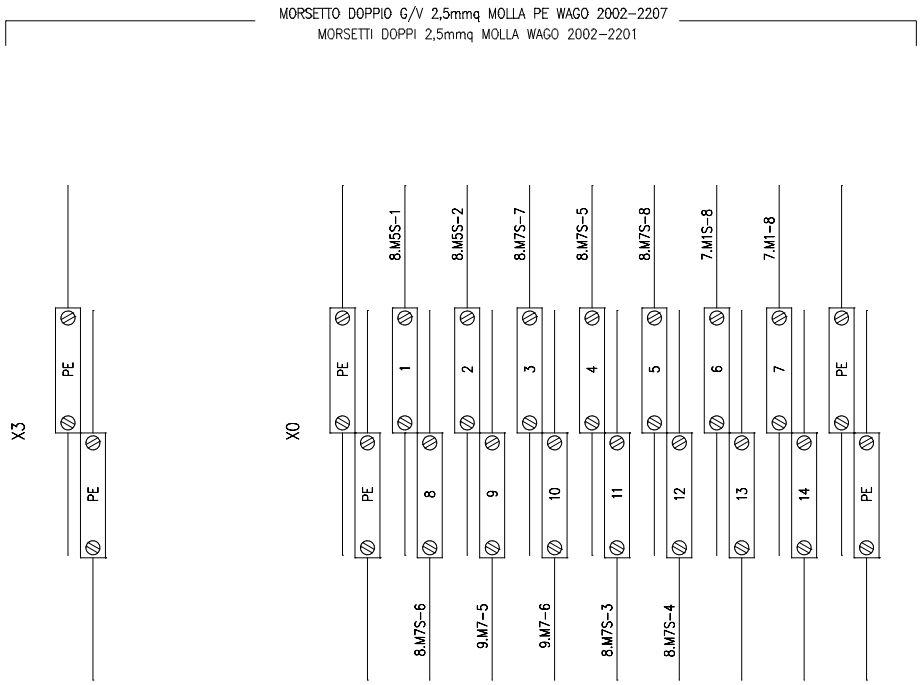

WRL	CLIENTE / CUSTOMER	CLIENT / KUNDE	QUADRO / BOARD	QUADRO EL. POMPA TRIFASE WRL-E - 2E01155() / ELECTRICAL BOARD 3-PHASE PUMP WRL-E - 2E01155()	TABLEAU / SCHALTTAFEL	TABLEAU Pompe a Chaleur TRIPHASE WRL-E - 2E01155() / W RMEPUMPE SCHALTTAFEL 3-PHASEN WRL-E - 2E01155()	FOGLIO / PAGE	13	PAGE / SEITE
			DATA / DATE / DATUM	AGGIORNATO / UPDATING / CHANG? FORTSCHREIBEN	PROGETTISTA / TECHNICIAN / MAQUETTISTE DER ENTWERFER	NR. DIS. / DRAW NR. / PROJECT BILD	SEGUE / NEXT PAGE	14	SUITE / WEITER
			26/05/11		P.E.	11-639	DICHIARAZIONE N° / DECLARATION NR. / D?CLARATION DER ANSAGEZETTEL	XXXX	COMMESSA / PROJECT NR. / TRAVAIL PROJECT 1100	TOT. FOGLI / TOTAL PAGES	33	TOTAL FEUILLES / BL?TTER GESAMT

VISTA INTERNA
fore sight internal
vue ext?rieur
innenansicht

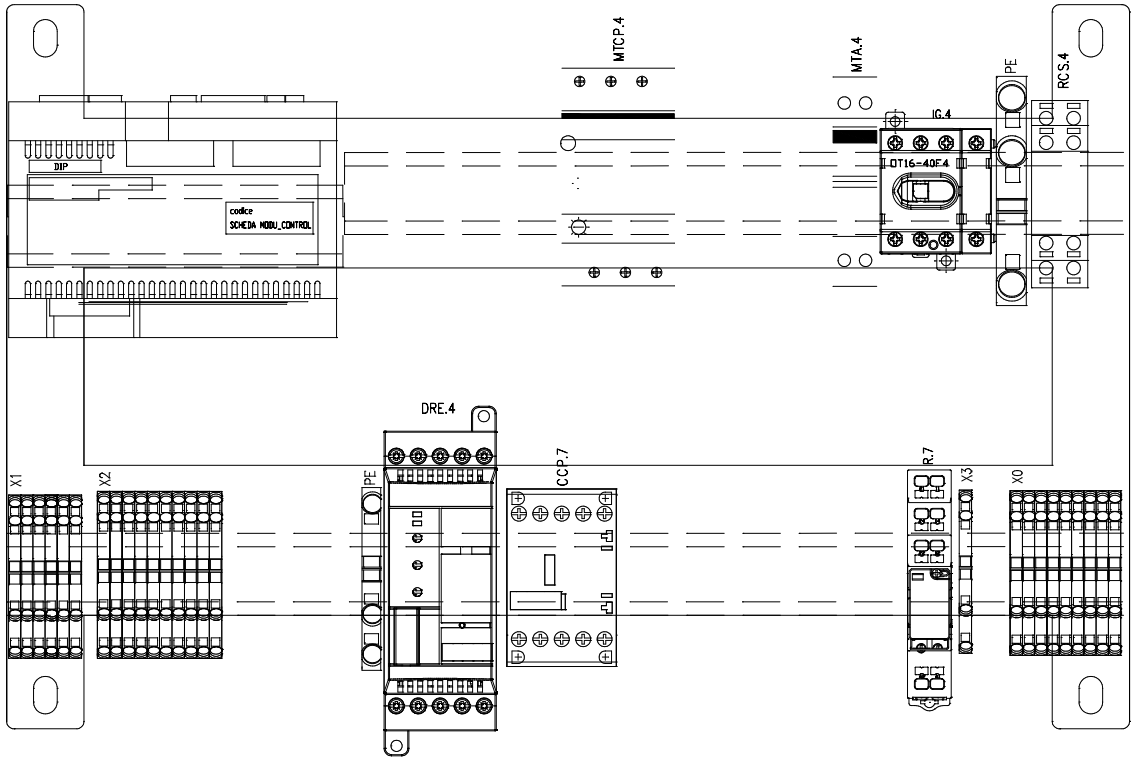

DATI TECNICI CARPENTERIA	TECHNICAL DATA BOX
Marca: – Colore: – Grado di protezione: IP2X Segregazione: 1 In: / Icw: / Ue: /	Mark: – Color: – Level of protection: IP2X Segregation: 1 In: / Icw: / Ue: /
DIMENSIONI Altezza: 350 Larghezza: 500 Profondita': 160	DIMENSION height: 350 Width: 500 Deep: 160
NOTE	NOTES
DONN?ES TECHNIQUES TABLEAU Marque: – Couleur: – Degr? de protection: IP2X S?gr?gation: 1 In: / Icw: / Ue: /	TECHNISCHEN DATEN DES RAHMENS Marke: – Farbe: – Schutzgrad: IP2X Absonderungen: 1 In: / Icw: / Ue: /
DIMENSION Hauteur: 350 Largeur: 500 Profondeur: 160	ABMESSUNGEN H?he: 350 l?nge: 500 Tiefe: 160
NOTE	BEMERKUNGEN

☐ QUADRO DI SERIE ☐ Tableau standard
☐ Standard Board ☐ serienm??ig schalttafel

WRL

CLIENTE / CUSTOMER / CLIENT / KUNDE

QUADRO / BOARD: QUADRO EL. POMPA TRIFASE WRL-E – 2E01155() / ELECTRICAL BOARD 3-PHASE PUMP WRL-E – 2E01155()

TABLEAU / SCHALTTAFEL: TABLEAU Pompe a Chaleur TRIPHASE WRL-E – 2E01155() / W RMEPUMPE SCHALTTAFEL 3-PHASEN WRL-E – 2E01155()

DATA / DATE / DATUM	AGGIORNATO / UPDATING / CHANG? / FORTSCHREIBEN	PROGETTISTA / TECHNICIAN / MAQUETTISTE / DER ENTWERFER	NR. DIS. / DRAW NR. / PROJECT / BILD	DICHIARAZIONE N° / DECLARATION NR. / D?CLARATION / DER ANSAGEZETTEL	COMMESSA / PROJECT NR. / TRAVAIL / PROJECT
26/05/11		P.E.	11-639	XXXX	1100

FOGLIO / PAGE	14	PAGE / SEITE	
SEGUE / NEXT PAGE	14A	SUITE / WEITER	
TOT. FOGLI / TOTAL PAGES	33	TOTAL FEUILLES / BLATTER GESAMT	

POMPA TRIFASE			WRL-E 140
Quadro elettrico		REV	WRL-E 160
cod.	2E01162	0	
cod.			
cod.			
cod.			
rif.	2E00717A_0	2E00718_0	
lotto	nr.: XXXX		
VERS.			
NO SOFTSTARTER SI MOTOPOMPE			

WRL-E

COSTRUTTORE	Manufacturer	NORMA CEI EN 60335-1			
COD. ARTICOLO	Article Code	2E01162O_01	03/03/11		
ALIMENTAZIONE	Power supply	3/N/PE - 50 Hz 400V			
TENSIONE NOMINALE	Nominal Voltage	V	400	Hz	50
POMPA DI CALORE WRL140	Heat Pump WRL140	A Max	25,1		
POMPA DI CALORE WRL160	Heat Pump WRL160	A Max	27,7		
GRADO DI PROTEZIONE	Level of protection	IP	2x		
NOTE: NR. LOTTO=	Notes	XXXX			

WRL-E

Constructeur	Maschinenhersteller	NORMA CEI EN 60335-1			
Code Article	Artikelcode	2E01162O_01	03/03/11		
Alimentation	Stromversorgung	3/N/PE - 50 Hz 400V			
Tension Nominale	Nennspannung	V	400	Hz	50
Pompe a Chaleur WRL140	W rmepumpe WRL140	A Max	25,1		
Pompe a Chaleur WRL160	W rmepumpe WRL160	A Max	27,7		
Degrè de protection	Schutzgrad	IP	2x		
Note	Anmerkungen:	XXXX			

REV.10					
REV.9					
REV.8					
REV.7					
REV.6					
REV.5					
REV.4					
REV.3					
REV.2					
REV.1	05/07/11	AGGIUNTA VS	**PELOSATO**	**TREVISAN**	**PADOVANI**
REV.0	26/05/11	EMESSO PER APPROVAZIONE	**PELOSATO**	**TREVISAN**	
REV. REV. REV. REV.	DATA DATE DATE DATUM	OGGETTO MODIFICA OBJECT OBJET DAS ARGUMENT	PROGETTATO DESIGNED CONÇU DESIGNED	CONTROLLATO CHECKED APPROUVÉS ANGENOMMENE	APPROVATO APPROVED CONTROLEE KONTROLLIERTE

WRL

NR. DIS. / DRAW NR. / PROJECT / BILD: 11-651

CLIENTE / CUSTOMER / CLIENT / KUNDE

DATA / DATE / DATE / DATUM: 26/05/11

AGGIORNATO / UPDATING / CHANGE / FORTSCHREIBEN

QUADRO / BOARD: 2E01162 — TABLEAU / SCHALTTAFEL

QUADRO EL. POMPA TRIFASE WRL-E
ELECTRICAL BOARD 3-PHASE PUMP WRL-E
TABLEAU Pompe a Chaleur TRIPHASE WRL-E
WärMEPUMPE SCHALTTAFEL 3-PHASEN WRL-E

COMMESSA / PROJECT NR.: 1100 — TRAVAIL / PROJECT

PROGETTISTA / TECHNICIAN — MAQUETTISTE / DER ENTWERFER

DICHIARAZIONE / DECLARATION — D CLARATION / DER ANSAGEZETTEL: XXXX

	ITALIANO	ENGLISH	FRANCAIS	DEUTSCH
0/1	INTERRUTTORE ACCESO/SPENTO	Switch On Off	Interrupteur On Off	Schalter ein/aus
AE	ALLARME ESTERNO	remote alarm	alarme exterieur	fernstoermeldung
AL	ALLARME	alarm	alarme	alarm
ALDEO	ALLARME DEUMIDIFICATORE	alarm dehumidifier	alarme déshumidificateur	alarm entfeuchter
ALSAN	ALLARME SANITARIO	health alert	alarme la santè	gesundheit alarm
ALIMP	ALLARME CALDAIA/RESISTENZA	boyler/heater alarm	alarme chaudiere/resistance	alrm kessel/elektr. Wiederst nde
BL	BLU	blue	blue	blau
CCP	CONTATTORE COMPRESSORE	compressor contactor	contacteur compresseur	kompressorschuetz
CP	COMPRESSORE	compressor	compresseur	kompressor
CMPO	CONTATTORE MOTOPOMPA	pump contactor	contacteur de pompe	steuersch tz pumpe
RCRE	RELE' CALDAIA/RESISTENZA IMPIANTO	relay boiler / heating system	relay chaudiere/systèm de chauffage	relais kessel/heizung
RCRES	RELE' CALDAIA/RESISTENZA SANITARIO	relay boiler / heating health	relay chaudiere de chauffage de sante'	startsteurung Kessel/Wassertank Wiederst nde
DCP	DISPOSITIVO BASSE TEMPERATURE	low ambient temperature device	dispositif pour basse temperature	winterregelung
	DEUMIDIFICATORE	dehumidifier	dehumidificateur	entfeuchters
DRE	AVVIATORE	softstarter	demarreur	anlasser
F	FUSIBILE	fuse	fusible	sicherung
FRC	FILTRO ANTIDISTURBO	Interference suppressor	antiparasitage	Funkentstörung
IG	INTERRUTTORE GENERALE	Mian switch	Interrupteur général	Hauptschalter
L	FASE DI ALIMENTAZIONE	phase of power supply	phase de alimentation	phasen vom Stromversorgung
M	MORSETTIERA	clamps	bornes	klemmen
MA	MARRONE	brown	marron	braun
MCN	MORSETTIERA DI COMANDO	control clamps	bornes de commande	startsteuerung klemmen
MPO	MOTOPOMPA EVAPORATORE	evaporator pump	pompe évaporateur	verdampfer pumpe
R	COMANDO CONDENSATORE	condensator start	commande de condensateur	startsteuerung kondensator
MPO3	MOTOPOMPA SANITARIO	water tank pump	pompe pour ballon ECS	pumpe im Wassertank
MRTF	MORSETTIERA REG. TAGLIO DI FASE	governor-cut phase clamps	bornes de governeur coupe phase	klemmen der governeur cut-phase
MSN	MORSETTIERA DI SEGNALE	signal clamps	bornes de signal	signal klemmen
MTA	MAGNETOTERMICO AUSILIARI	auxiliary services magneto-thermal	magneto-thermique services auxiliaires	schalter f r Zubeh re
MTMPO	MAGNETOTERMICO POMPA	pump magneto-thermal	magneto-thermique de pompe	schalter f r pumpe
MTCP	MAGNETOTERMICO COMPRESSORE	compressor magneto-thermal	magnetho-thermique compresseur	motorschutzschalter kompressor
MTR	INTERRUTTORE RISCALDATORE	Heater switch	magneto-thermique Chauffage	Heizvorrichtung schalter
N	NEUTRO DI ALIMENTAZIONE	neutral of power supply	neutre de alimentation	neutral vom Stromversorgung
NE	NERO	black	noir	schwarz
PE	COLLEGAMENTO DI TERRA	grounded	mise à la terre	erdungskontakt
PD	PRESSOSTATO DIFFERENZIALE	differential pressure switch	pressostat différentiel	druckdifferenzschalter
PDH	PRESSOSTATO DIFFERENZIALE	differential pressure switch	pressostat différentiel	druckdifferenzschalter
RPMIX1	RELE' POMPA ZONA 1	relay pump zone 1	relais pompe de zone 1	relay pumpe in zone 1
PR	PANNELLO REMOTO	remote panel	commande a distance	remote panel
R	RELE'	rele'	relais	relais
RAP	RELE' ALTA PRESSIONE	"hight pressure" relay	Relais haute pression	hockdruckrelais
RC	RESISTENZA OLIO COMPRESSORE	compressor oil heater	résistance huile CP	kubelwannenheizung
RCP	RELE' COMPRESSORE	air compressor rele'	relais de compresseur	kompressor relais
RCS	RELE' CONTROLLO SEQUENZA	phase sequence relay	relais sequenciel	relais phasenreihenfolge
RE	RESISTENZA ANTIGELO	antifreeze resistances	résistance antigel	einfrierverh tend Wiederst nde
RER	ANTIGELO RECUPERO	antifreeze recovery	recouvrement antigel	antifreeze recovery
RMPO	RELE' MOTOPOMPA	pump rele'	relais de pompe	pumpe relais
RI	RISCALDATORE	heating device	chauffage	heizvorrichtung
RVSE	RELE' VALVOLA ECONOMIZER	economizer rele'	relais de economizer	economizer relais
RX	RESISTENZA BACINELLA	tray resistance	résistance de bassins	tropfschale Wiederst nde
SET	SECONDO SET	second set	second set	zweite set
SIC	CATENA SICUREZZE	thermal emergencies	thermiques sécurité	sicherheit spannungsreiche
TEP	RELE' RITARDATO	delayed rele'	relais retard	zeit relais
TGP	TERMOSTATO GAS PREMENTE	discharge gas thermostat	thermostat de gaz de décharge	Druckgas Thermostat
TR	TRASFORMATORE	Transformator	trasformateur	Transformator
TP	TRASDUTTORE DI PRESSIONE	pressure transducer	transducteur pression	drucktransmitter
TSME	TERMOSTATO MECCANICO	mechanical thermostat	Thermostat mécanique	thermischer mechanische
TSRE	TERMOSTATO RESISTENZE ANTIGELO	antifreeze resistances thermostat	thermostat de résistance antigel	einfrierverh tend Wiederst nde thermischer
TSRI	TERMOSTATO SICUREZZA RISCALDATORE	heating device safety thermostat	thermostat de sécurité chauffage	sicherheit heizvorrichtung thermischer
TSVSE	TERMOSTATO ECONOMIZER	economizer thermostat	Thermostat economizer	thermischer economizer
TV	TERMICA VENTILATORE	thermistor fan coil	thermistance ventilateur	thermistor gebl se
V3VF	VALVOLA A 3 VIE FREECOOLING	three-way valve freecooling	vanne à trois voies freecooling	dreiwegeventil freecooling
V3VS	VALVOLA A 3 VIE SANITARIO	three-way valve health	vanne à trois voies de santé	dreiwegeventil gesundheit
VIC	VALVOLA INVERSIONE CICLO	reversel cycle valve	vanne inversion de cycle	umkehrventil
VLS	VALVOLA INTERCETTAZIONE LIQUIDO	electrovalve liquid interception	électrovalve interception de liquide	liquid abfangen magnetventil
VMD	VALVOLA MODULANTE A 2 VIE	2-way modulating valve	Vanne modulante à deux voies	Modulierendes Zwei-Wege-Ventil
VMS	VALVOLA MODULANTE SANITARIO	modulating valve health	Modulation de la santé valve	RegelVentil gesundheit
VMIX1	VALVOLA MISCELATRICE ZONA 1	mixing valve zone 1	Vanne de zone de melange 1	mischerVentil zone 1
VS	VALVOLA SOLENOIDE	electrovalve	électrovalve	elektroventil
VSE	VALVOLA SOLENOIDE ECONOMIZER	electrovalve economizer	électrovalve economizer	elektroventil economizer

	ITALIANO	ENGLISH	FRANCAIS	DEUTSCH
AP	PRESSOSTATO DI ALTA	"hight pressure" control	pressostat "haut pression"	hochdruckpressostat
BP	PRESSOSTATO DI BASSA	pressure switch "low pressure"	pressostat "basse pression"	druckschalter "niedrig druck"
FL	FLUSSOSTATO	flowswitch	fluxostat	stroemungswaechter
EXV	VALVOLA ELETTROINCA	electronic electrovalve	commande de électrovalve electronique	startsteuerung ventilelektronic
FLGEO	FLUSSOSTATO GEOTERMICO	geothermal flowswitch	débithètre géothermie	Geothermie str mungsschalter
FLIMP	FLUSSOSTATO IMPIANTO	system flowswitch	débithètre de systèm	Anlage str mungsschalter
MAP	MORSETTIERA PRESSOSTATO DI ALTA	pressure switch "hight pressure" clamps	bornes de pressostat "gran pression"	druckschalter "hock druck" klemmen
MBP	MORSETTIERA PRESSOSTATO DI BASSA	pressure switch "low pressure" clamps	bornes de pressostat "basse pression"	druckschalter "niedrig druck" klemmen
KSAE	SONDA ARIA ESTERNA	ambient air probe	sonde air exterieur	aubenluftfuehler
SAC	SONDA ASPIRAZIONE COMPRESSORE	air compressor suction probe	sonde d' aspiration de compresseur	kompressor saugsonde
SIIM	SONDA INGRESSO IMPIANTO	input system probe	sonde de entrées installation	sensor zwei anlage
SGP	SONDA GAS PREMENTE	discharge pipe sensor	sonde sur refoulement	f hler-druckleitung
SIGEO	SONDA INGRESSO GEOTERMICO	input geothermal probe	sonde entree géothermique	geothermie sensor
SIW	SONDA INGRESSO ACQUA EVAPORATORE	water inlet probe evaporator	sonde entree eau évaporateur	f hler-wassereintritt verdampfer
SRIM	SONDA RITORNO IMPIANTO	output system probe	sonde de sorties installation	Ausgang Wärmetauscher sensor
SSAN	SONDA SANITARIO	probe health	sonde de santé	probe gesundheit
SSR	COMANDO RELE' STATO SOLIDO	solid state relays control	commande relais statique	solid state relais startsteuerung
SUGEO	SONDA USCITA GEOTERMICO	output geothermal probe	sonde sortie géothermique	ausgang erdw rmesonde
SUIM	SONDA USCITA IMPIANTO	output system probe	sonde sortie installation	sensor ausgang anlage
SUW	SONDA USCITA ACQUA EVAPORATORE	water outlet probe evaporator	sonde sortie eau évaporateur	f hler-wasseraustritt verdampfer
SSM	SONDA VALVOLA MISCELATRICE	mixing valve probe	sonde robinet mélange	mischerventil probe
TAP	TRASDUTTORE ALTA PRESSIONE	hight pressure trasducer	trasducteur haute pression	HD-drucktransmitter
TBP	TRASDUTTORE BASSA PRESSIONE	low pressure trasducer	trasducteur basse pression	ND-drucktransmitter

MPO-B	POMPA STANDARD	Standard pump	Pompe standard	Pump standard
MPO-U	POMPA MAGGIORATA	Increased pump	Pompe avec augmentation	Pump Erhöhten Volumenstrom

	COMPONENTI FORNITI COME OPTIONAL	components supplied as an option	composants fournis en option	Komponenten geliefert als Option
	COMPONENTI NON FORNITI	components not supplied	composants non fournis	Komponenten nicht im Lieferumfang enthalten
	COLLEGAMENTI DA ESEGUIRE IN CANTIERE	connections to be made in field	connexions à effectuer sur le site	anschl sse auf ort vorgenommen werden

WRL

CLIENTE / CUSTOMER / CLIENT / KUNDE

QUADRO / BOARD: QUADRO EL. POMPA TRIFASE WRL-E - 2E01162() / ELECTRICAL BOARD 3-PHASE PUMP WRL-E - 2E01162()

TABLEAU / SCHALTTAFEL: TABLEAU Pompe a Chaleur TRIPHASE WRL-E - 2E01162() / W?RMEPUMPE SCHALTTAFEL 3-PHASEN WRL-E - 2E01162()

DATA / DATE / DATUM	AGGIORNATO / UPDATING / CHANG? FORTSCHREIBEN	PROGETTISTA / TECHNICIAN / MAQUETTISTE DER ENTWERFER	NR. DIS. / DRAW NR. / PROJECT BILD	DICHIARAZIONE N° / DECLARATION NR. / D?CLARATION DER ANSAGEZETTEL	COMMESSA / PROJECT NR. / TRAVAIL PROJECT
26/05/11		P.E.	11-651	XXXX	1100

FOGLIO / PAGE	2	PAGE / SEITE	
SEGUE / NEXT PAGE	4	SUITE / WEITER	
TOT. FOGLI / TOTAL PAGES	37	TOTAL FEUILLES / BL?TTER GESAMT	

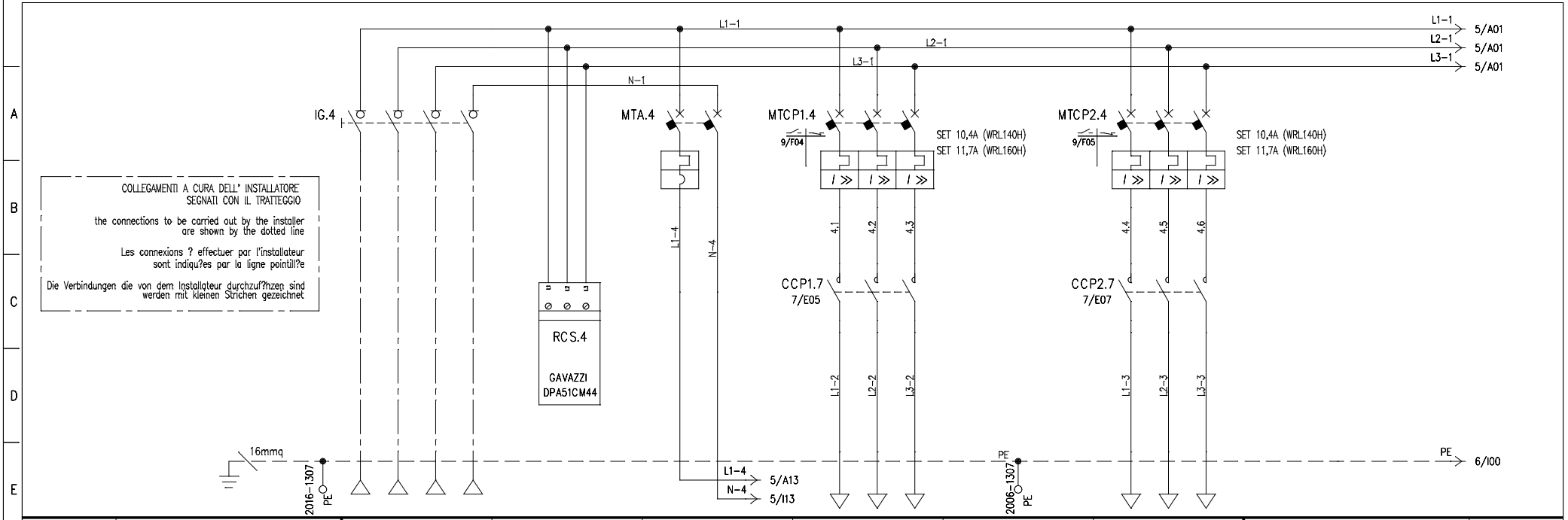

	DENOMINAZIONE name	GENERALE QUADRO general knife switch disjoncteur général hauptschalter	CONTR.SEQUENZA FASI phase sequence rele' relais ordre des phases phasenfolge relais	CIRCUITI AUX 230V auxiliary services services auxiliaires schalter f r Zubeh re	COMPRESSORE CP1.4 air compressor CP1.4 compresseur CP1.4 kompressor CP1.4		COMPRESSORE CP2.4 air compressor CP2.4 compresseur CP2.4 kompressor CP2.4	nomenclature betrieb art	utilisateur users
UTENZA utility	TIPO type / POT.TOT. total power kW							kW macht insgesamt / puissance totale; typ / type	
	POTENZA power kW / Ib A				10,4 – 11,7		10,4 – 11,7	A aufgenommene stromung / courant Ib; kW aufgenommene leistung / puissance	
	COEF. CONTEMP. factor of contemporary / COS í							COS í; quoten der zeitgen ssischen / facteur de contemporain	
INTERRUTTORE O SEZIONATORE automatic switch disconnect switch	COSTRUTTORE manufacture corporation	ABB SACE		ABB SACE	ABB SACE		ABB SACE	maschinenhersteller / constructeur	disjoncteur or sectionneur leistungsschalter oder trennschalter
	TIPO type	OT63F4N2 (OT45E4)		SN201C10	MS116/16		MS116/16	typ / type	
	N.POLI n. of poles / In A	4 / 45		1+N / 10	3 / 16		3 / 16	A In; anzahl von stangen / nombre des p les	
	Ith A / Idn A			10	10–16		10–16	A Idn; A Ith	
	Im (o curva)(curve) A / Pdi interruption power kA			C / Icn=6	9,6–14,4 xIn / Icu=50		9,6–14,4 xIn / Icu=50	kA abschaltleistung / pouvoir de interruption; A (kurve) Im (courbe)	
FUSIBILE fuse	TIPO type							typ / type	fusible sicherung
	CALIBRO caliber A							A kaliber / taille	
CONTATTORE contactor	TIPO type				ABB A16–30–01/230		ABB A16–30–01/230	typ / type	contacteur steuersch tz
	In A / Pn kW				16 AC–3		16 AC–3	kW Pn; A In	
RELE' TERMICO relay thermal	TIPO type							typ / type	relais thermique relais thermische
	TARATURA calibration A							A eichung / calibrage	
LINEA DI POTENZA power line	TIPO CAVO cable type							linie art / type de c ble	ligne électrique linie der macht
	FORMAZIONE section							abschnitt kabel / c ble section	
	LUNGHEZZA length m							m kable–l nge / longeur	
	Iz A							A Iz	
	Cdt a Ib v.d. % / Cdt tot. a Ib total v.d. %							% einem spannungsabfall Cdt tot. a Ib; % spannungsabfall Cdt a Ib	
	Zk mê / Zs mê							mê Zs; mê Zk	
	Ik trifase/monof. 3/1–phase kA / Ik1 fase/terra phase/earth kA							kA Ik1 phase/erde Ik1 phase/terre; kA Ik drei–phase/ Ik trois–phase/ single–phase mono–phase	

WRL

CLIENTE / CUSTOMER — CLIENT / KUNDE

QUADRO / BOARD	QUADRO EL. POMPA TRIFASE WRL–E – 2E01162() / ELECTRICAL BOARD 3–PHASE PUMP WRL–E – 2E01162()	TABLEAU / SCHALTTAFEL	TABLEAU Pompe a Chaleur TRIPHASE WRL–E – 2E01162() / W RMEPUMPE SCHALTTAFEL 3–PHASEN WRL–E – 2E01162()			FOGLIO / PAGE	4
DATA / DATE / DATUM	26/05/11	AGGIORNATO / UPDATING / CHANG? / FORTSCHREIBEN		PROGETTISTA / TECHNICIAN / MAQUETTISTE / DER ENTWERFER	P.E.	SEGUE / NEXT PAGE / SUITE / WEITER	4A
NR. DIS. / DRAW NR. / PROJECT / BILD	11–651	DICHIARAZIONE N° / DECLARATION NR. / D?CLARATION / DER ANSAGEZETTEL	XXXX	COMMESSA / PROJECT NR. / TRAVAIL / PROJECT	1100	TOT. FOGLI / TOTAL PAGES / TOTAL FEUILLES / BLÄTTER GESAMT	37

00	01	02	03	04	05	06	07	08	09	10	11	12	13	14	15

A B C D E F G H I J

WRL

CLIENTE / CUSTOMER — CLIENT / KUNDE

QUADRO / BOARD: QUADRO EL. POMPA TRIFASE WRL-E - 2E01162() / ELECTRICAL BOARD 3-PHASE PUMP WRL-E - 2E01162()

TABLEAU / SCHALTTAFEL: TABLEAU Pompe a Chaleur TRIPHASE WRL-E - 2E01162() / W RMEPUMPE SCHALTTAFEL 3-PHASEN WRL-E - 2E01162()

DATA / DATE / DATUM	AGGIORNATO / UPDATING / CHANG? FORTSCHREIBEN	PROGETTISTA / TECHNICIAN / MAQUETTISTE DER ENTWERFER	NR. DIS. / DRAW NR. / PROJECT BILD	DICHIARAZIONE N° / DECLARATION NR. / D?CLARATION DER ANSAGEZETTEL	COMMESSA / PROJECT NR. / TRAVAIL PROJECT
26/05/11		P.E.	11-651	XXXX	1100

FOGLIO / PAGE	4A	PAGE / SEITE
SEGUE / NEXT PAGE	4B	SUITE / WEITER
TOT. FOGLI / TOTAL PAGES	37	TOTAL FEUILLES / BL?TTER GESAMT

IN ALTERNATIVA
alternative
alternative
alternative

Gavazzi DPA51CM44
L1 = L1
L2 = L2
L3 = L3
rele'
11 = com
14 = N.O.
12 = N.C.

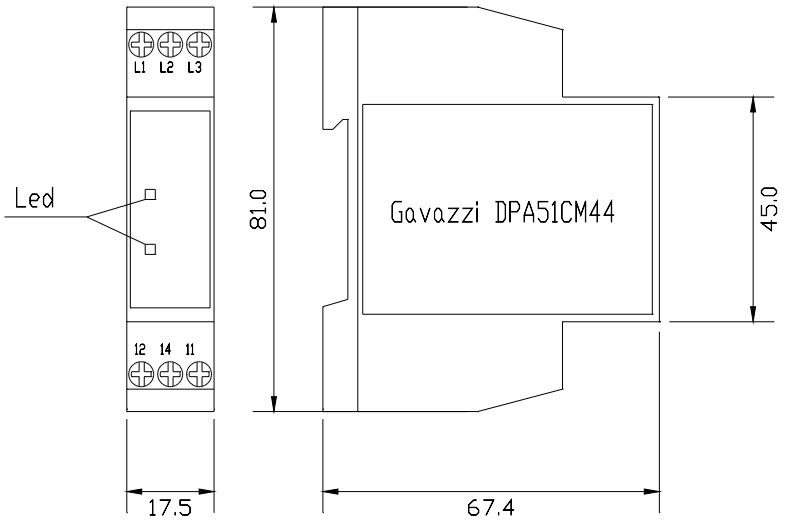

RCS.4

SEQUENZIMETRO
phase sequence rele'
relais ordre des phases
phasenfolge relais

IN ALTERNATIVA
alternative
alternative
alternative

Finder 72.31.8.400.0000
A1 = L1
A2 = L2
A3 = L3
rele'
11 = com
14 = N.O.
12 = N.C.

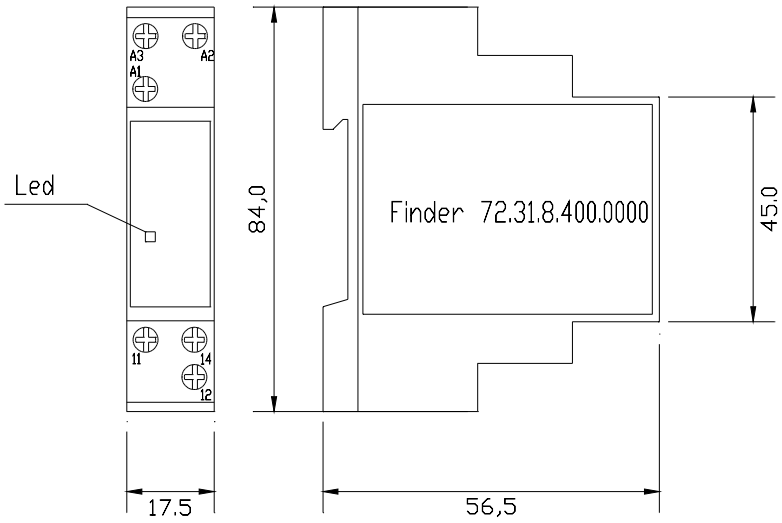

RCS.4

SEQUENZIMETRO
phase sequence rele'
relais ordre des phases
phasenfolge relais

WRL

CLIENTE / CUSTOMER — CLIENT / KUNDE

QUADRO / BOARD: QUADRO EL. POMPA TRIFASE WRL-E – 2E01162() / ELECTRICAL BOARD 3-PHASE PUMP WRL-E – 2E01162()

TABLEAU / SCHALTTAFEL: TABLEAU Pompe a Chaleur TRIPHASE WRL-E – 2E01162() / W RMEPUMPE SCHALTTAFEL 3-PHASEN WRL-E – 2E01162()

DATA / DATE	AGGIORNATO / UPDATING	PROGETTISTA / TECHNICIAN	NR. DIS. / DRAW NR.	DICHIARAZIONE N° / DECLARATION NR.	COMMESSA / PROJECT NR.
26/05/11		P.E.	11-651	XXXX	1100

FOGLIO / PAGE	4B		
SEGUE / NEXT PAGE	5		
TOT. FOGLI / TOTAL PAGES	37		

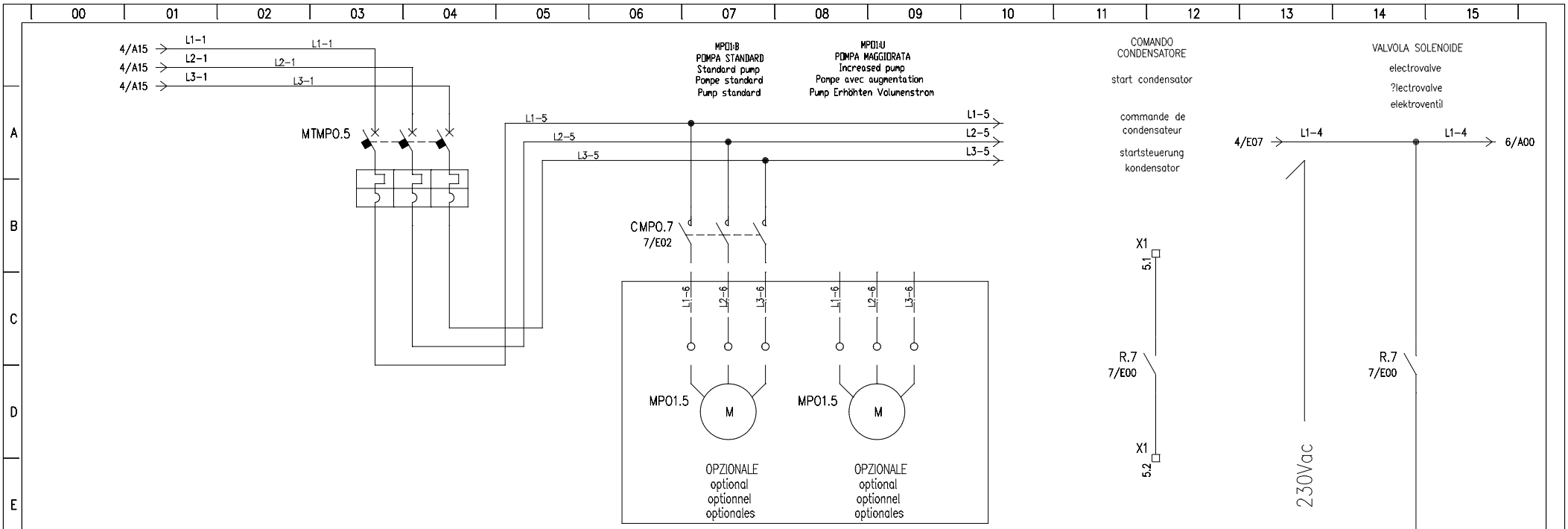

UTENZA utility	DENOMINAZIONE name		MOTOPOMPE pumps pompe pumpe				MOTOPOMPA GEOTERMICO B geothermal pump B pompe géothermie B geothermie pumpe B		MOTOPOMPA GEOTERMICO U geothermal pump U pompe géothermie U geothermie pumpe U					
	TIPO type	POT.TOT. total power kW												
	POTENZA power kW	Ib A												
	COEF. CONTEMP. factor of contemporary	COS ϕ												
INTERRUTTORE O SEZIONATORE automatic switch disconnect switch	COSTRUTTORE manufacture corporation		ABB SACE				ABB SACE							
	TIPO type		S203											
	N.POLI n. of poles	In A	3	16										
	Ith A	Idn A	16											
	Im (o curva)(curve) A	Pdi interruption power kA	C	Icn=6										
FUSIBILE fuse	TIPO type													
	CALIBRO caliber A													
CONTATTORE contactor	TIPO type						ABB A9-30-10/230							
	In A	Pn kW					9 AC-3							
RELE' TERMICO relay thermal	TIPO type													
	TARATURA calibration A													
LINEA DI POTENZA power line	TIPO CAVO cable type													
	FORMAZIONE section													
	LUNGHEZZA length m													
	Iz A													
	Cdt a Ib v.d. %	Cdt tot. a Ib total v.d. %												
	Zk mê	Zs mê												
	Ik trifase/monof. 3/1-phase kA	Ik1 fase/terra phase/earth kA												

WRL

CLIENTE / CUSTOMER

CLIENT / KUNDE

QUADRO / BOARD: QUADRO EL. POMPA TRIFASE WRL-E – 2E01162() / ELECTRICAL BOARD 3-PHASE PUMP WRL-E – 2E01162()

TABLEAU / SCHALTTAFEL: TABLEAU Pompe a Chaleur TRIPHASE WRL-E – 2E01162() / W RMEPUMPE SCHALTTAFEL 3-PHASEN WRL-E – 2E01162()

DATA / DATE / DATUM	AGGIORNATO / UPDATING	CHANG? / FORTSCHREIBEN	PROGETTISTA / TECHNICIAN	MAQUETTISTE / DER ENTWERFER	NR. DIS. / DRAW NR.	PROJECT / BILD	DICHIARAZIONE N° / DECLARATION NR.	D?CLARATION / DER ANSAGEZETTEL	COMMESSA / PROJECT NR.	TRAVAIL / PROJECT
26/05/11			P.E.		11-651		XXXX		1100	

FOGLIO / PAGE	5	PAGE / SEITE	
SEGUE / NEXT PAGE	5A	SUITE / WEITER	
TOT. FOGLI / TOTAL PAGES	37	TOTAL FEUILLES / BL?TTER GESAMT	

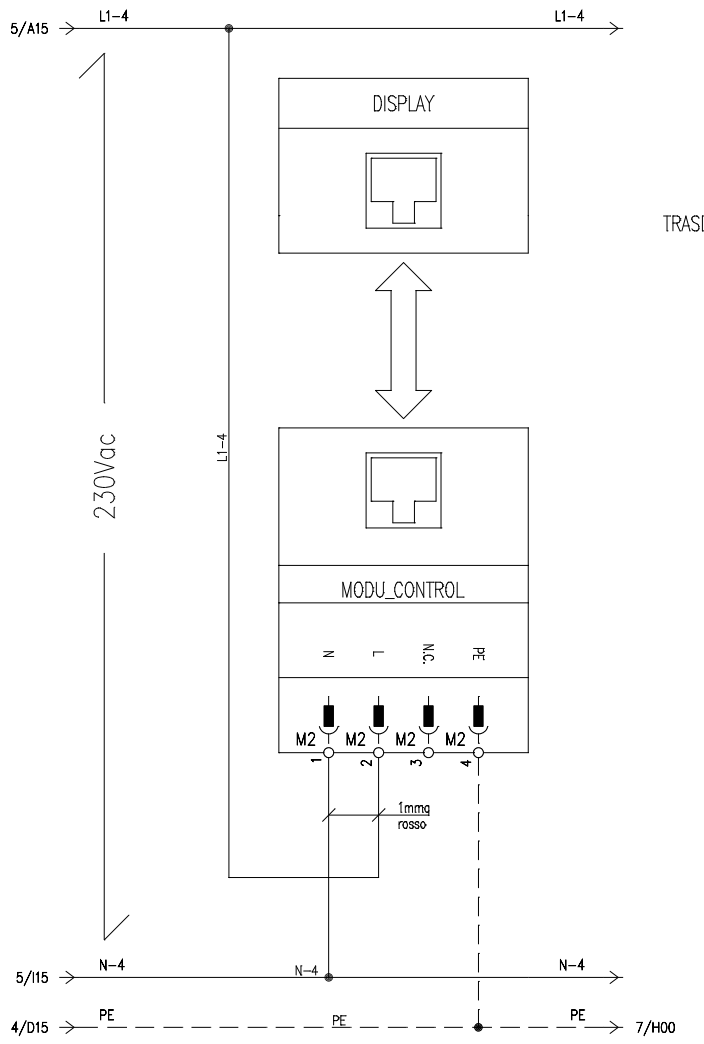

CONFIGURAZIONE DIP WRL
TRASDUTTORE DI PRESSIONE ASSENTE

DIP	
1	OFF
2	OFF
3	OFF
4	OFF
5	ON
6	OFF
7	OFF
8	OFF
9	OFF
10	OFF
11	OFF
12	non usato

CONFIGURAZIONE DIP WRL
TRASDUTTORE DI PRESSIONE PRESENTE

7	ON

WRL

CLIENTE / CUSTOMER / CLIENT / KUNDE

QUADRO / BOARD: QUADRO EL. POMPA TRIFASE WRL-E – 2E01162() / ELECTRICAL BOARD 3-PHASE PUMP WRL-E – 2E01162()

TABLEAU / SCHALTTAFEL: TABLEAU Pompe a Chaleur TRIPHASE WRL-E – 2E01162() / W RMEPUMPE SCHALTTAFEL 3-PHASEN WRL-E – 2E01162()

DATA / DATE / DATUM	AGGIORNATO / UPDATING / CHANG? FORTSCHREIBEN	PROGETTISTA / TECHNICIAN / MAQUETTISTE DER ENTWERFER	NR. DIS. / DRAW NR. / PROJECT BILD	DICHIARAZIONE N° / DECLARATION NR. / D?CLARATION DER ANSAGEZETTEL	COMMESSA / PROJECT NR. / TRAVAIL PROJECT
26/05/11		P.E.	11-651	XXXX	1100

FOGLIO / PAGE	6	PAGE / SEITE
SEGUE / NEXT PAGE	7	SUITE / WEITER
TOT. FOGLI / TOTAL PAGES	37	TOTAL FEUILLES / BL?TTER GESAMT

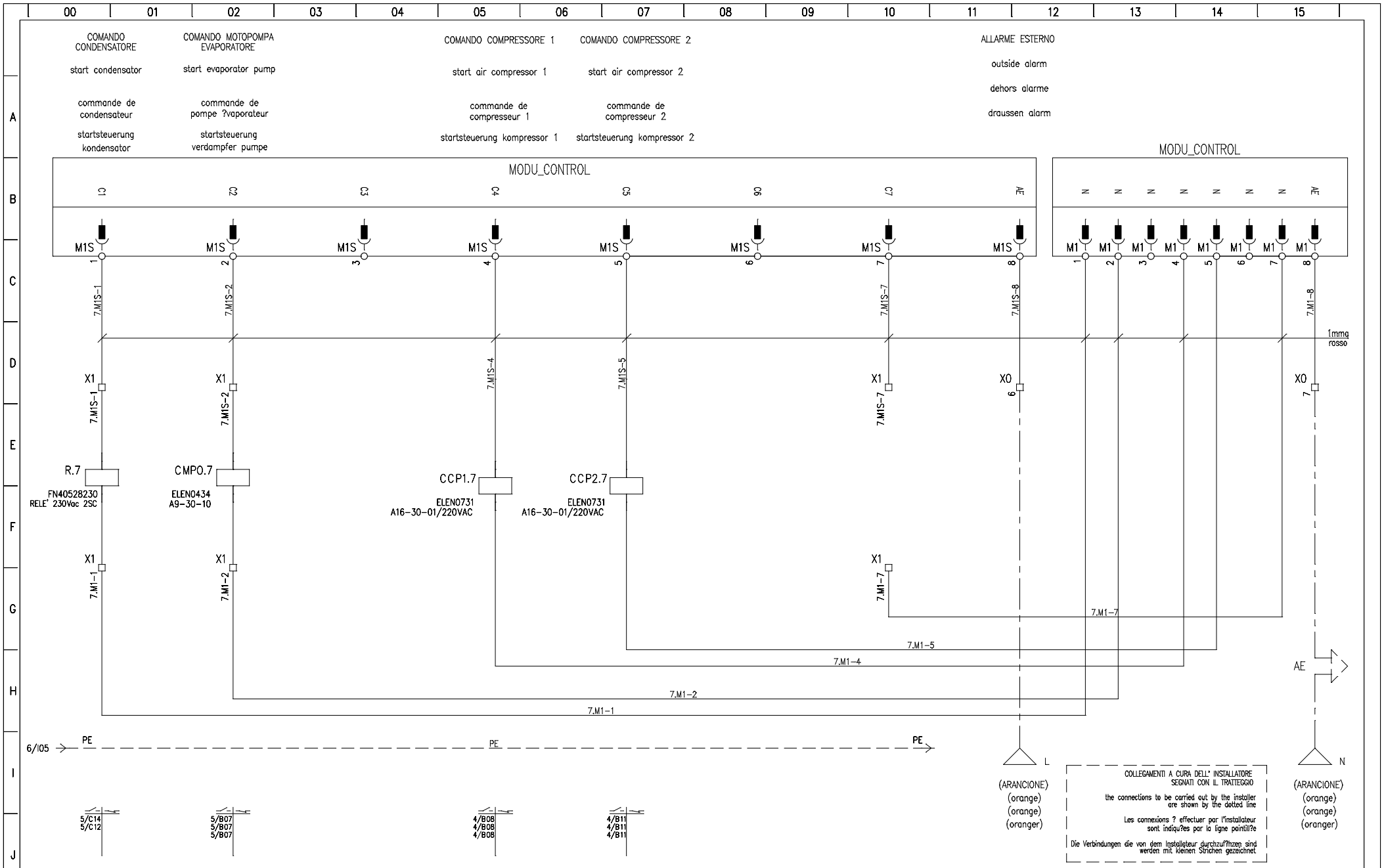

WRL	CLIENTE / CUSTOMER / CLIENT / KUNDE	QUADRO / BOARD: QUADRO EL. POMPA TRIFASE WRL-E – 2E01162() / ELECTRICAL BOARD 3-PHASE PUMP WRL-E – 2E01162()	TABLEAU / SCHALTTAFEL: TABLEAU Pompe a Chaleur TRIPHASE WRL-E – 2E01162() / W RMEPUMPE SCHALTTAFEL 3-PHASEN WRL-E – 2E01162()				FOGLIO / PAGE / SEITE: 7
		DATA / DATE / DATUM: 26/05/11	AGGIORNATO / UPDATING / CHANG? / FORTSCHREIBEN	PROGETTISTA / TECHNICIAN / MAQUETTISTE / DER ENTWERFER: P.E.	NR. DIS. / DRAW NR. / PROJECT / BILD: 11-651	DICHIARAZIONE N° / DECLARATION NR. / D?CLARATION / DER ANSAGEZETTEL: XXXX	COMMESSA / PROJECT NR. / TRAVAIL / PROJECT: 1100
							SEGUE / NEXT PAGE / SUITE / WEITER: 8
							TOT. FOGLI / TOTAL PAGES / TOTAL FEUILLES / BLPTTER GESAMT: 37

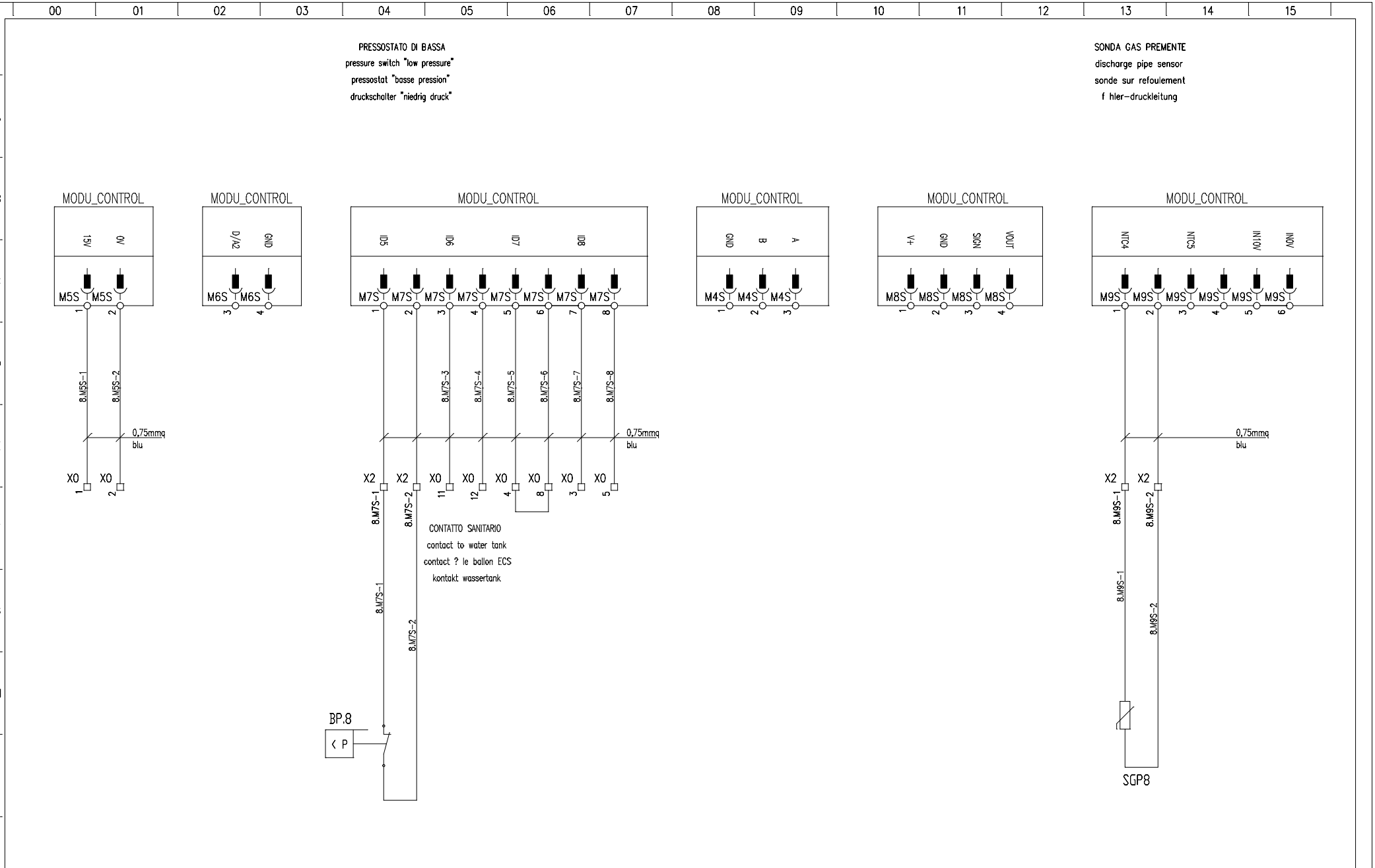

WRL	CLIENTE / CUSTOMER / CLIENT / KUNDE	QUADRO / BOARD: QUADRO EL. POMPA TRIFASE WRL-E – 2E01162() / ELECTRICAL BOARD 3-PHASE PUMP WRL-E – 2E01162()	TABLEAU / SCHALTTAFEL: TABLEAU Pompe a Chaleur TRIPHASE WRL-E – 2E01162() / W RMEPUMPE SCHALTTAFEL 3-PHASEN WRL-E – 2E01162()				FOGLIO / PAGE / PAGE / SEITE: 8	
		DATA / DATE / DATUM: 26/05/11	AGGIORNATO / UPDATING / CHANG? / FORTSCHREIBEN	PROGETTISTA / TECHNICIAN / MAQUETTISTE / DER ENTWERFER: P.E.	NR. DIS. / DRAW NR. / PROJECT / BILD: 11-651	DICHIARAZIONE N° / DECLARATION NR. / D?CLARATION / DER ANSAGEZETTEL: XXXX	COMMESSA / PROJECT NR. / TRAVAIL / PROJECT: 1100	SEGUE / NEXT PAGE / SUITE / WEITER: 9
								TOT. FOGLI / TOTAL PAGES / TOTAL FEUILLES / BL?TTER GESAMT: 37

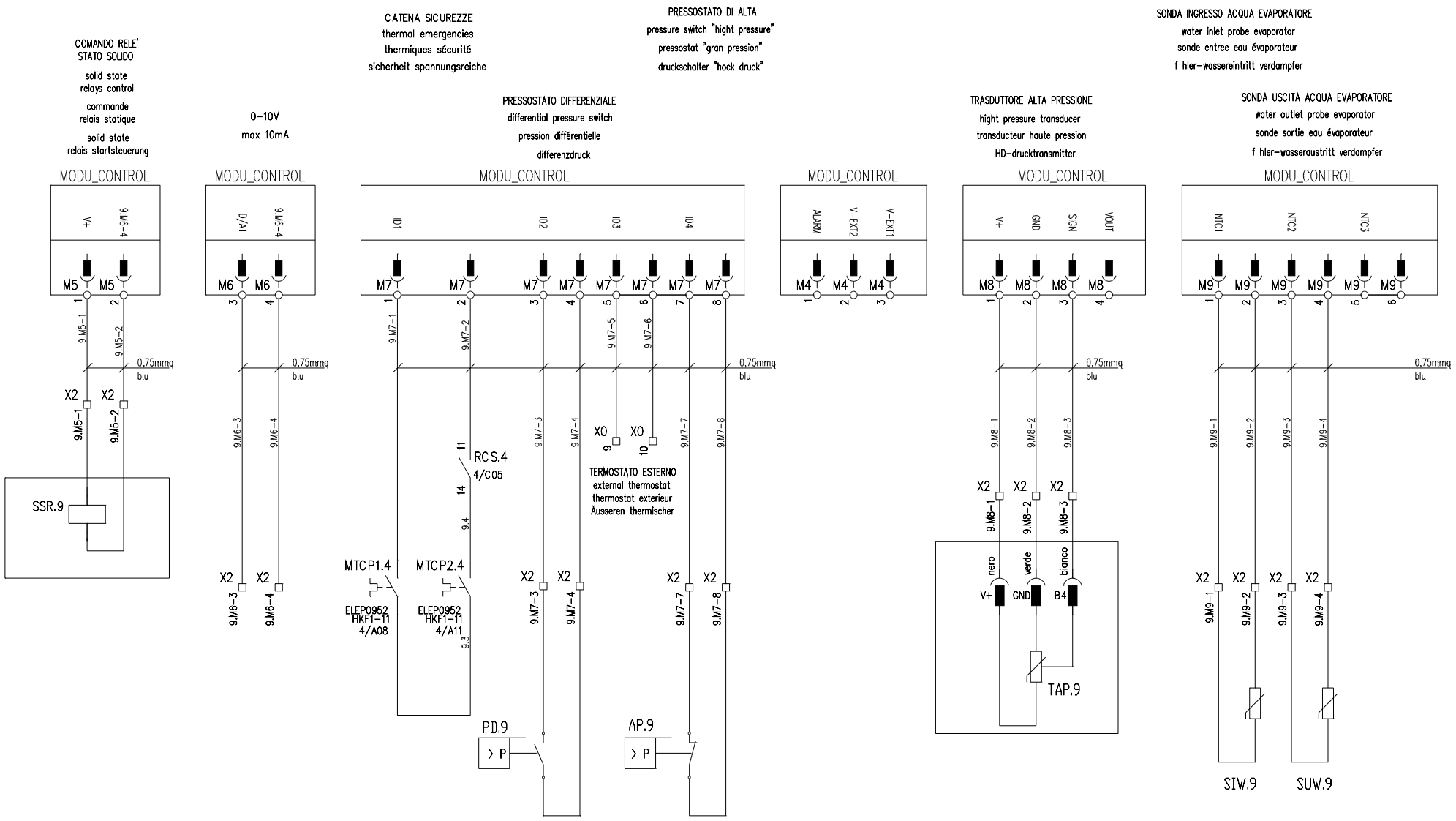

WRL	CLIENTE / CUSTOMER	CLIENT / KUNDE	QUADRO / BOARD: QUADRO EL. POMPA TRIFASE WRL-E – 2E01162() / ELECTRICAL BOARD 3-PHASE PUMP WRL-E – 2E01162()	TABLEAU / SCHALTTAFEL: TABLEAU Pompe a Chaleur TRIPHASE WRL-E – 2E01162() / W RMEPUMPE SCHALTTAFEL 3-PHASEN WRL-E – 2E01162()				FOGLIO / PAGE: 9	PAGE / SEITE
			DATA / DATE / DATUM: 26/05/11	AGGIORNATO / UPDATING: CHANG? / FORTSCHREIBEN	PROGETTISTA / TECHNICIAN: MAQUETTISTE / DER ENTWERFER	NR. DIS. / DRAW NR.: 11-651	PROJECT / BILD	SEGUE / NEXT PAGE: 10	SUITE / WEITER
						DICHIARAZIONE N° / DECLARATION NR.: XXXX	D?CLARATION / DER ANSAGEZETTEL	TOT. FOGLI / TOTAL PAGES: 37	TOTAL FEUILLES / BL?TTER GESAMT
						COMMESSA / PROJECT NR.: 1100	TRAVAIL / PROJECT		

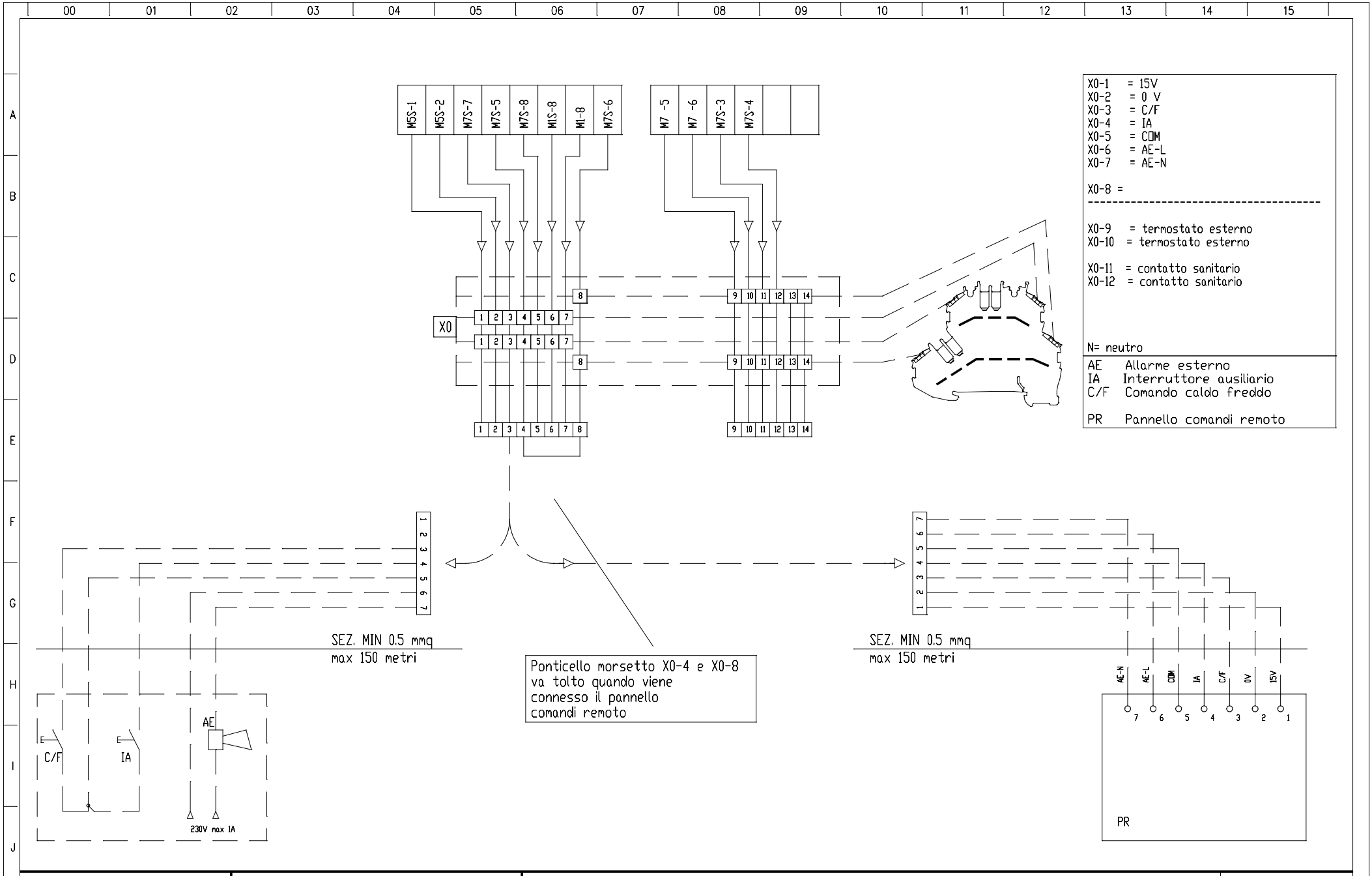

WRL	CLIENTE / CUSTOMER	CLIENT / KUNDE	QUADRO / BOARD: QUADRO EL. POMPA TRIFASE WRL-E – 2E01162() / ELECTRICAL BOARD 3-PHASE PUMP WRL-E – 2E01162()	TABLEAU / SCHALTTAFEL: TABLEAU Pompe a Chaleur TRIPHASE WRL-E – 2E01162() / W RMEPUMPE SCHALTTAFEL 3-PHASEN WRL-E – 2E01162()				FOGLIO / PAGE / SEITE: 10	
			DATA / DATE / DATUM: 26/05/11	AGGIORNATO / UPDATING / CHANG? FORTSCHREIBEN	PROGETTISTA / TECHNICIAN / MAQUETTISTE DER ENTWERFER	NR. DIS. / DRAW NR. / PROJECT BILD: 11-651	DICHIARAZIONE N° / DECLARATION NR. / D?CLARATION DER ANSAGEZETTEL: XXXX	COMMESSA / PROJECT NR. / TRAVAIL PROJECT: 1100	SEGUE / NEXT PAGE / SUITE WEITER: 12
									TOT. FOGLI / TOTAL PAGES / TOTAL FEUILLES BLATTER GESAMT: 37

MORSETTO DOPPIO G/V 2,5mmq MOLLA PE WAGO 2002-2207

MORSETTI DOPPI 2,5mmq MOLLA WAGO 2002-2201

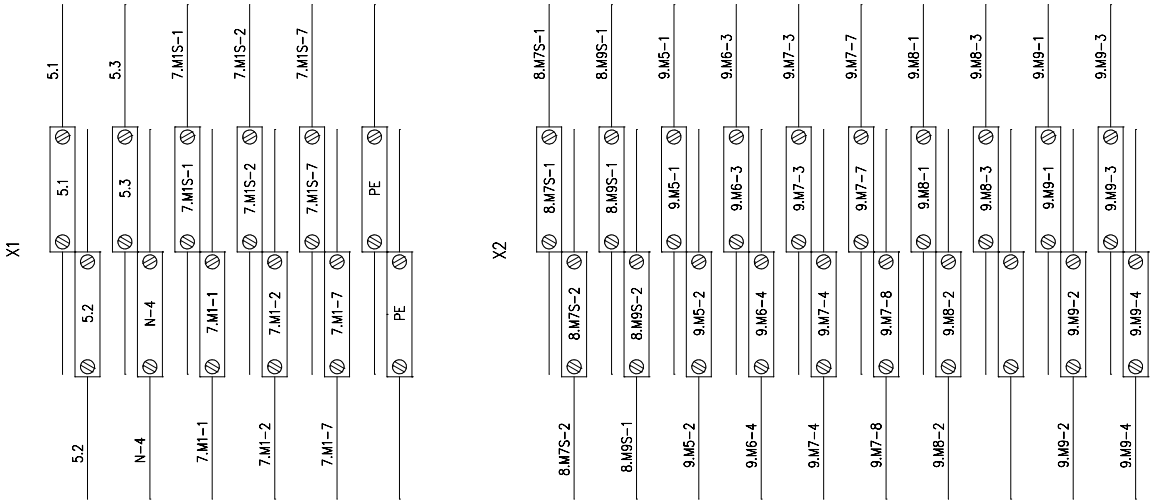

WRL

CLIENTE / CUSTOMER / CLIENT / KUNDE	QUADRO / BOARD: QUADRO EL. POMPA TRIFASE WRL-E - 2E01162() / ELECTRICAL BOARD 3-PHASE PUMP WRL-E - 2E01162()	TABLEAU / SCHALTTAFEL: TABLEAU Pompe a Chaleur TRIPHASE WRL-E - 2E01162() / W RMEPUMPE SCHALTTAFEL 3-PHASEN WRL-E - 2E01162()					FOGLIO / PAGE / PAGE / SEITE: 12		
	DATA / DATE / DATE / DATUM: 26/05/11	AGGIORNATO / UPDATING / CHANG? / FORTSCHREIBEN	PROGETTISTA / TECHNICIAN / MAQUETTISTE / DER ENTWERFER: P.E.	NR. DIS. / DRAW NR. / PROJECT / BILD: 11-651	DICHIARAZIONE N° / DECLARATION NR. / D?CLARATION / DER ANSAGEZETTEL: XXXX	COMMESSA / PROJECT NR. / TRAVAIL / PROJECT: 1100	SEGUE / NEXT PAGE / SUITE / WEITER: 13		
							TOT. FOGLI / TOTAL PAGES / TOTAL FEUILLES / BL?TTER GESAMT: 37		

MORSETTO DOPPIO G/V 2,5mmq MOLLA PE WAGO 2002-2207
MORSETTI DOPPI 2,5mmq MOLLA WAGO 2002-2201

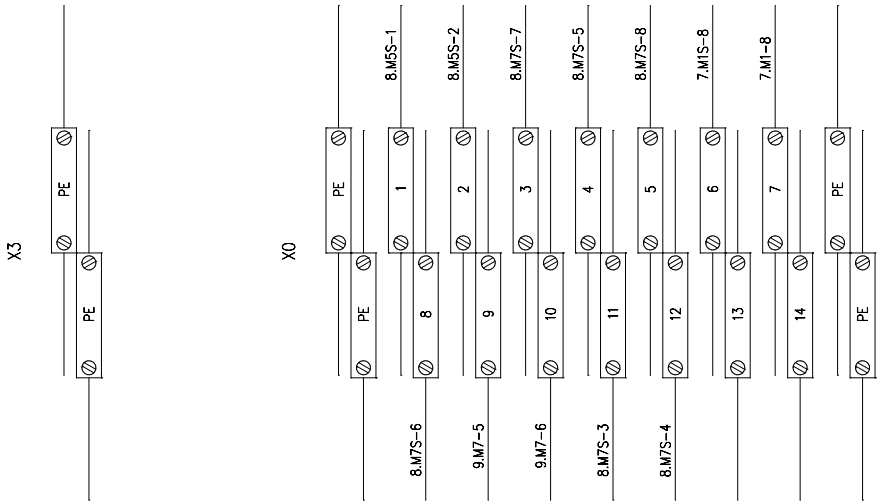

WRL	CLIENTE / CUSTOMER	CLIENT / KUNDE	QUADRO / BOARD	QUADRO EL. POMPA TRIFASE WRL-E - 2E01162() / ELECTRICAL BOARD 3-PHASE PUMP WRL-E - 2E01162()	TABLEAU / SCHALTTAFEL	TABLEAU Pompe a Chaleur TRIPHASE WRL-E - 2E01162() / W RMEPUMPE SCHALTTAFEL 3-PHASEN WRL-E - 2E01162()	FOGLIO / PAGE	13	PAGE / SEITE
			DATA / DATE / DATE / DATUM	26/05/11	AGGIORNATO / CHANG? / UPDATING / FORTSCHREIBEN		SEGUE / NEXT PAGE	14	SUITE / WEITER
			PROGETTISTA / MAQUETTISTE / TECHNICIAN / DER ENTWERFER	P.E.	NR. DIS. / PROJECT / DRAW NR. / BILD	11-651	TOT. FOGLI / TOTAL PAGES	37	TOTAL FEUILLES / BLATTER GESAMT
			DICHIARAZIONE N° / D?CLARATION / DECLARATION NR. / DER ANSAGEZETTEL	XXXX	COMMESSA / TRAVAIL / PROJECT NR. / PROJECT	1100			

DATI TECNICI CARPENTERIA	TECHNICAL DATA BOX	DONN?ES TECHNIQUES TABLEAU	TECHNISCHEN DATEN DES RAHMENS
Marca: – Colore: – Grado di protezione: IP2X Segregazione: 1 In: / Icw: / Ue: /	Mark: – Color: – Level of protection: IP2X Segregation: 1 In: / Icw: / Ue: /	Marque: – Couleur: – Degr? de protection: IP2X S?gr?gation: 1 In: / Icw: / Ue: /	Marke: – Farbe: – Schutzgrad: IP2X Absonderungen: 1 In: / Icw: / Ue: /
DIMENSIONI Altezza: 350 Larghezza: 1040 Profondita': 160	DIMENSION height: 350 Width: 1040 Deep: 160	DIMENSION Hauteur: 350 Largeur: 1040 Profondeur: 160	ABMESSUNGEN H?he: 350 l?nge: 1040 Tiefe: 160
NOTE	NOTES	NOTE	BEMERKUNGEN

VISTA INTERNA
fore sight internal
vue ext?rieur
innenansicht

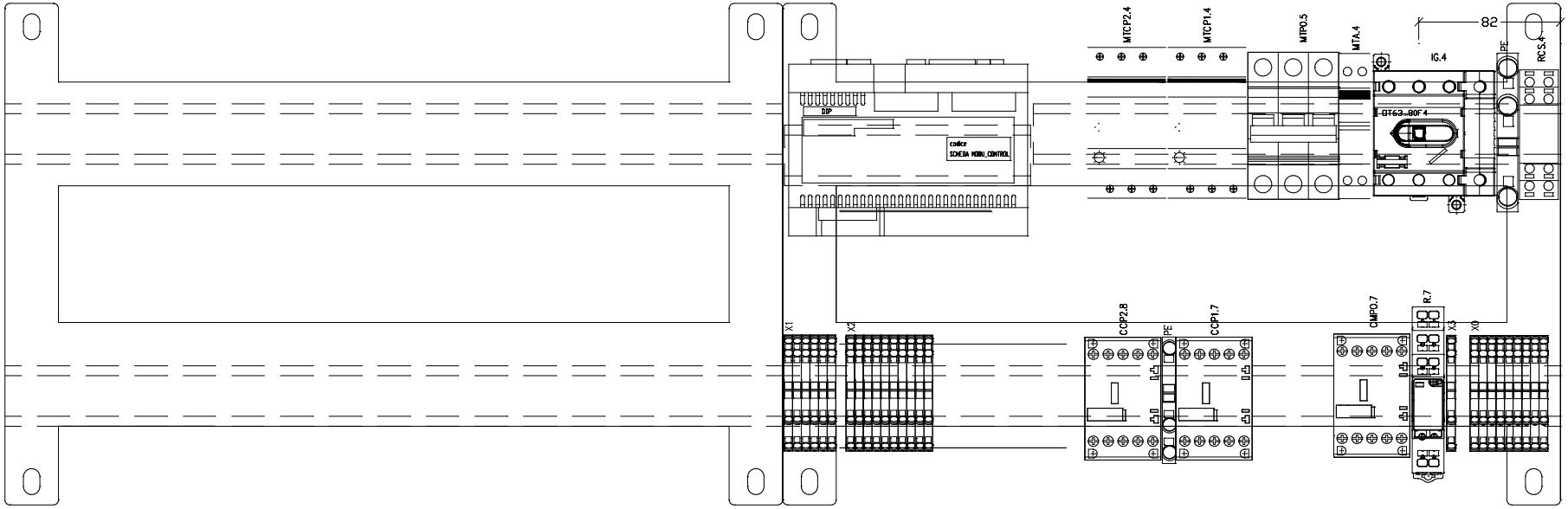

WRL

CLIENTE / CUSTOMER — CLIENT / KUNDE

QUADRO / BOARD: QUADRO EL. POMPA TRIFASE WRL-E – 2E01162() / ELECTRICAL BOARD 3-PHASE PUMP WRL-E – 2E01162()

TABLEAU / SCHALTTAFEL: TABLEAU Pompe a Chaleur TRIPHASE WRL-E – 2E01162() / W RMEPUMPE SCHALTTAFEL 3-PHASEN WRL-E – 2E01162()

DATA / DATE / DATUM	AGGIORNATO / UPDATING / FORTSCHREIBEN	PROGETTISTA / TECHNICIAN / MAQUETTISTE / DER ENTWERFER	NR. DIS. / DRAW NR. / PROJECT BILD	DICHIARAZIONE N° / DECLARATION NR. / D?CLARATION DER ANSAGEZETTEL	COMMESSA / PROJECT NR. / TRAVAIL PROJECT
26/05/11		P.E.	11-651	XXXX	1100

FOGLIO / PAGE	14	PAGE / SEITE	
SEGUE / NEXT PAGE	14A	SUITE / WEITER	
TOT. FOGLI / TOTAL PAGES	37	TOTAL FEUILLES / BLATTER GESAMT	